

p170 / MDR1 / CD243 Antibody

Mouse Monoclonal Antibody [Clone ABCB1/9307]

Catalog No	Format	Size
5243-MSM7-P0	Purified Ab with BSA and Azide at 200ug/ml	20 ug
5243-MSM7-P1	Purified Ab with BSA and Azide at 200ug/ml	100 ug
5243-MSM7-P1ABX	Purified Ab WITHOUT BSA and Azide at 1.0mg/ml	100 ug

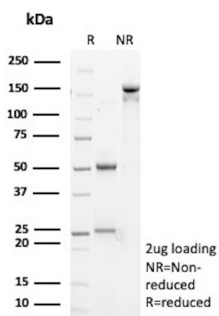
Applications	Tested Dillution	Note
Immunohistochemistry (IHC)	1-2ug/ml	30 min at RT. Staining of formalin-fixed tissues requires heating tissue sections in 10mM Tris with 1mM EDTA, pH 9.0, for 45 min at 95°C followed by cooling at RT for 20 minutes
Western Blot (WB)	2-4ug/ml	

Product Details

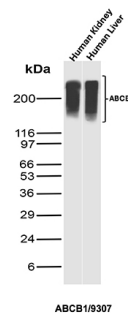
Clone	ABCB1/9307
Gene Name	ABCB1
Immunogen	Recombinant fragment (around aa500-700) of human ABCB1 protein (exact sequence is proprietary)
Host	Mouse
Clonality	Monoclonal
Isotype / Light Chain	IgG2a / Kappa
Mol. Weight of Antigen	170kDa
Cellular Localization	Apical cell membrane, Cell membrane, Cytoplasm
Species Reactivity	Human
Positive Control	hPBL or Jurkat cells. Human adrenal gland or kidney. Liver.

*Optimal dilution for a specific application should be determined.

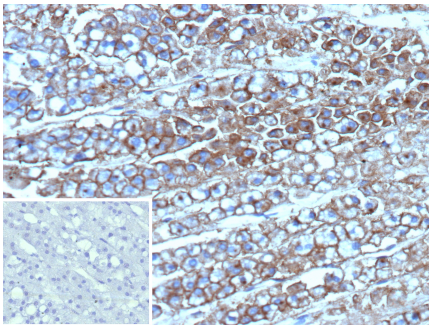
Product Images for p170 / MDR1 / CD243 Antibody



SDS-PAGE Analysis of Purified p170 / MDR1 Mouse Monoclonal Antibody (ABCB1/9307). Confirmation of Purity and Integrity of Antibody.



Western blot analysis of human kidney and human liver tissue lysates using p170 / MDR1 Mouse Monoclonal Antibody (ABCB1/9307).



Formalin-fixed, paraffin-embedded human adrenal gland stained with p170 / MDR1 Mouse Monoclonal Antibody (ABCB1/9307). Inset: PBS instead of primary antibody; secondary only negative control.

Specificity & Comments

Cells selected for resistance to a single cytotoxic drug may become crossresistant to a broad range of drugs with different structures and cellular targets. This phenomenon is called multiple drug resistance (MDR). MDR proteins (Mdrs) are members of a highly conserved superfamily of ATP-binding cassette transport proteins. Mdr-1 is an apical transmembrane protein that is an integral part of the blood-brain barrier and functions as a drug-transport pump transporting a variety of drugs from the brain back into the blood. The Mdr-1 gene is known as ABCB1 and is located on human chromosome 7q21.12. The mouse homolog of Mdr-1 is known as Mdr-3. Interestingly, a murine protein by the name of Mdr-1 exists and is encoded by the murine Abcb1b gene, but it is not homologous with human Mdr-1.

Limitations and Warranty

This antibody is available for research use only and is not approved for use in diagnosis. There are no warranties, expressed or implied, which extend beyond this description. Company is not liable for any personal injury or economic loss resulting from this product.

Supplied As

200ug/ml of Ab purified from Bioreactor Concentrate by Protein A/G. Prepared in 10mM PBS with 0.05% BSA & 0.05% azide. Also available WITHOUT BSA & azide at 1.0mg/ml.

Storage and Stability

Antibody with azide - store at 2 to 8°C. Antibody without azide - store at -20 to -80°C. Antibody is stable for 24 months. Non-hazardous. No MSDS required.

Research Areas

Cardiovascular