

HSD17B13 / Hydroxysteroid 17-beta dehydrogenase 13 (NAFLD / NASH Marker) Antibody

Mouse Monoclonal Antibody [Clone HSD17B13/13109]

Catalog No	Format	Size
345275-MSM9-P0	Purified Ab with BSA and Azide at 200ug/ml	20 ug
345275-MSM9-P1	Purified Ab with BSA and Azide at 200ug/ml	100 ug
345275-MSM9-P1ABX	Purified Ab WITHOUT BSA and Azide at 1.0mg/ml	100 ug

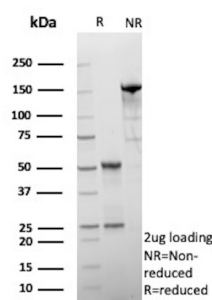
Applications	Tested Dillution	Note
Immunohistochemistry (IHC)	1-2ug/ml	30 min at RT. Staining of formalin-fixed tissues requires heating tissue sections in 10mM Tris with 1mM EDTA, pH 9.0, for 45 min at 95°C followed by cooling at RT for 20 minutes
Western Blot (WB)	2-4ug/ml	

Product Details

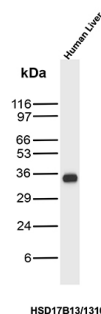
Clone	HSD17B13/13109
Gene Name	HSD17B13
Immunogen	Recombinant fragment (around aa1-200) of human HSD17B13 protein (exact sequence is proprietary)
Host	Mouse
Clonality	Monoclonal
Isotype / Light Chain	IgG2b / Kappa
Mol. Weight of Antigen	30kDa
Cellular Localization	Cytoplasm, Endoplasmic reticulum, Lipid droplet
Species Reactivity	Human
Positive Control	Human liver, ovary, kidney, brain or bone marrow.

*Optimal dilution for a specific application should be determined.

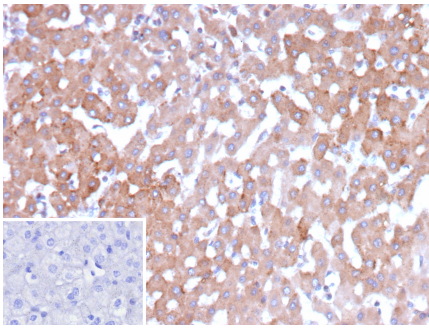
Product Images for HSD17B13 / Hydroxysteroid 17-beta dehydrogenase 13 (NAFLD / NASH Marker) Antibody



SDS-PAGE Analysis Purified HSD17B13 Mouse Monoclonal Antibody (HSD17B13/13109). Confirmation of Purity and Integrity of Antibody.



Western blot analysis of human liver tissue lysate using HSD17B13 Mouse Monoclonal Antibody (HSD17B13/13109).



Formalin-fixed, paraffin-embedded human hepatocellular carcinoma stained with Hydroxysteroid 17-beta dehydrogenase 13 Mouse Monoclonal Antibody (HSD17B13/13109). Inset: PBS instead of primary antibody; secondary only negative control.

Specificity & Comments

Hydroxysteroid 17-beta dehydrogenase 13 (HSD17B13) is an enzyme in the liver that is associated with lipid droplets. It is encoded by the HSD17B13 gene in humans. HSD17B13 levels increase in patients with non-alcoholic fatty liver disease (NAFLD) and can enhance lipogenesis. However, some studies have shown that loss-of-function variants in HSD17B13 may protect against the progression of NAFLD to non-alcoholic steatohepatitis, fibrosis, and hepatocellular carcinoma.

Limitations and Warranty

This antibody is available for research use only and is not approved for use in diagnosis. There are no warranties, expressed or implied, which extend beyond this description. Company is not liable for any personal injury or economic loss resulting from this product.

Supplied As

200ug/ml of Ab Purified from Bioreactor Concentrate by Protein A/G. Prepared in 10mM PBS with 0.05% BSA & 0.05% azide. Also available WITHOUT BSA & azide at 1.0mg/ml.

Storage and Stability

Antibody with azide - store at 2 to 8°C. Antibody without azide - store at -20 to -80°C. Antibody is stable for 24 months. Non-hazardous. No MSDS required.