

Alpha-1-Antitrypsin (SERPINA1) (Hepatocellular & Histiocytic Marker) Antibody

Mouse Monoclonal Antibody [Clone AAT/8909]

Catalog No	Format	Size
5265-MSM27-P0	Purified Ab with BSA and Azide at 200ug/ml	20 ug
5265-MSM27-P1	Purified Ab with BSA and Azide at 200ug/ml	100 ug
5265-MSM27-P1ABX	Purified Ab WITHOUT BSA and Azide at 1.0mg/ml	100 ug

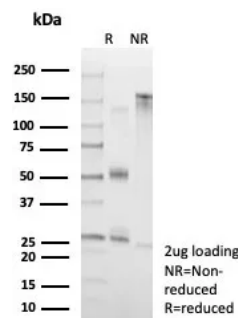
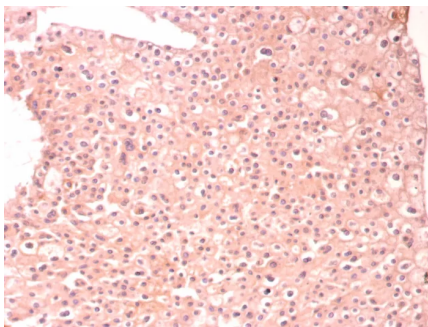
Applications	Tested Dillution	Note
Immunohistochemistry (IHC)	1-2ug/ml	30 min at RT. Staining of formalin-fixed tissues requires heating tissue sections in 10mM Tris with 1mM EDTA, pH 9.0, for 45 min at 95°C followed by cooling at RT for 20 minutes
Western Blot (WB)	2-4ug/ml	

Product Details

Clone	AAT/8909
Gene Name	SERPINA1
Immunogen	Recombinant fragment (around aa200-400) of human SERPINA1 protein (exact sequence is proprietary)
Host	Mouse
Clonality	Monoclonal
Isotype / Light Chain	IgG2b / Kappa
Mol. Weight of Antigen	55kDa
Cellular Localization	Cytoplasm.
Species Reactivity	Human, Mouse, Rat
Positive Control	hepatocellular carcinoma or histiocytoma (IHC). Human tonsil. Human Lung, Mouse Lung, Rat Lung

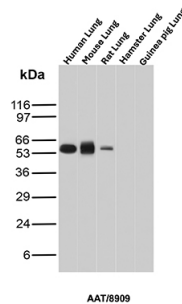
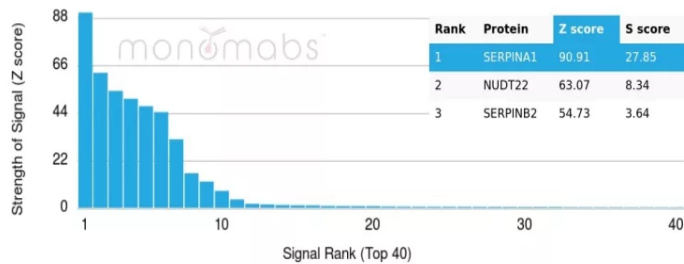
*Optimal dilution for a specific application should be determined.

Product Images for Alpha-1-Antitrypsin (SERPINA1) (Hepatocellular & Histiocytic Marker) Antibody



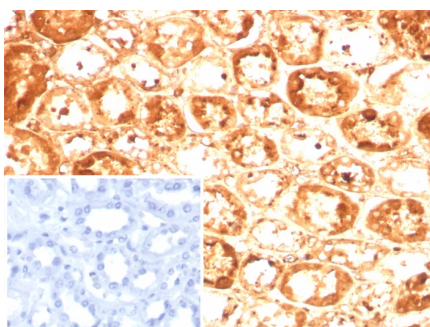
Formalin-fixed, paraffin-embedded human renal cell carcinoma stained with Alpha-1-Antitrypsin Mouse Monoclonal (AAT/8909). HIER: Tris/EDTA, pH9.0, 45min. 2°C: HRP-polymer, 30min. DAB, 5min.

SDS-PAGE Analysis of Purified Alpha-1-Antitrypsin Mouse Monoclonal (AAT/8909). Confirmation of Purity and Integrity of Antibody.



Analysis of Protein Array containing more than 19,000 full-length human proteins using Alpha-1-Antitrypsin Mouse Monoclonal (AAT/8909). Z- and S- Score: The Z-score represents the strength of a signal that a monoclonal antibody (MAb) (in combination with a fluorescently-tagged anti-IgG secondary antibody) produces when binding to a particular protein on the HuProt™ array. Z-scores are described in units of standard deviations (SD's) above the mean value of all signals generated on that array. If targets on HuProt™ are arranged in descending order of the Z-score, the S-score is the difference (also in units of SD's) between the Z-score. S-score therefore represents the relative target specificity of a MAb to its intended target. A MAb is considered to be specific to its intended target, if the MAb has an S-score of at least 2.5. For example, if a MAb binds to protein X with a Z-score of 43 and to protein Y with a Z-score of 14, then the S-score for the binding of that MAb to protein X is equal to 29.

Western blot analysis of Human Lung, Mouse Lung, Rat Lung, Hamster Lung and Guinea pig Lung tissue lysates using SERPINA1 Mouse Monoclonal Antibody (AAT/8909).



Formalin-fixed, paraffin-embedded human kidney stained with Alpha-1-Antitrypsin Mouse Monoclonal (AAT/8909). Inset: PBS instead of primary antibody; secondary only negative control.

Specificity & Comments

It recognizes a protein of 54kDa, which is identified as antitrypsin (AAT). The immunohistochemical staining of AAT is useful in the identification of benign and malignant hepatic tumors and yolk sac carcinomas. Positive staining for AAT is also used in the detection of benign and malignant lesions of histiocytic nature. This antibody is also a useful tool in the screening of patients with cryptogenic cirrhosis or other forms of liver disease with fibrosis of uncertain origin.

Supplied As

200ug/ml of Ab purified from Bioreactor Concentrate by Protein A/G. Prepared in 10mM PBS with 0.05% BSA & 0.05% azide. Also available WITHOUT BSA & azide at 1.0mg/ml.

Storage and Stability

Antibody with azide - store at 2 to 8°C. Antibody without azide - store at -20 to -80°C. Antibody is stable for 24 months. Non-hazardous. No MSDS required.

Research Areas

Cardiovascular, Dendritic Cell Marker, Immunology, Stem Cell Differentiation

Limitations and Warranty

This antibody is available for research use only and is not approved for use in diagnosis. There are no warranties, expressed or implied, which extend beyond this description. Company is not liable for any personal injury or economic loss resulting from this product.