

NTRK3 (Neurotrophic Receptor Tyrosine Kinase 3) Antibody

Mouse Monoclonal Antibody [Clone NTRK3/7140]

Catalog No	Format	Size
4916-MSM2-P0	Purified Ab with BSA and Azide at 200ug/ml	20 ug
4916-MSM2-P1	Purified Ab with BSA and Azide at 200ug/ml	100 ug
4916-MSM2-P1ABX	Purified Ab WITHOUT BSA and Azide at 1.0mg/ml	100 ug

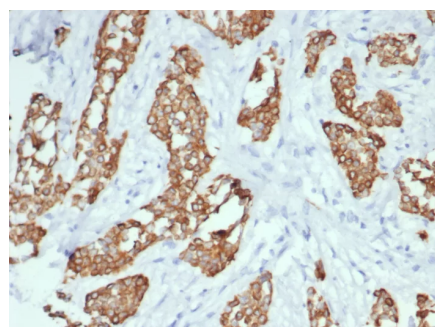
Applications	Tested Dillution	Note
Immunohistochemistry (IHC)	1-2ug/ml	30 min at RT. Staining of formalin-fixed tissues requires heating tissue sections in 10mM Tris with 1mM EDTA, pH 9.0, for 45 min at 95°C followed by cooling at RT for 20 minutes
Western Blot (WB)	2-4ug/ml	

Product Details

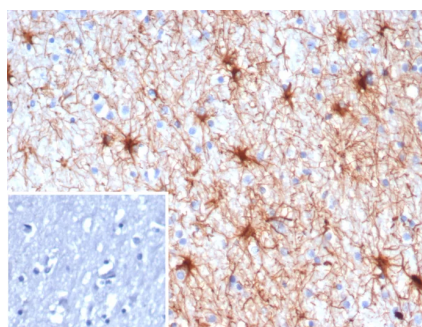
Clone	NTRK3/7140
Gene Name	NTRK3
Immunogen	Recombinant fragment (around aa100-300) of human NTRK3 protein (exact sequence is proprietary)
Host	Mouse
Clonality	Monoclonal
Isotype / Light Chain	IgG1 / Kappa
Mol. Weight of Antigen	50-145kDa
Cellular Localization	Membrane.
Species Reactivity	Human
Positive Control	Human Brain tissue.

**Optimal dilution for a specific application should be determined.*

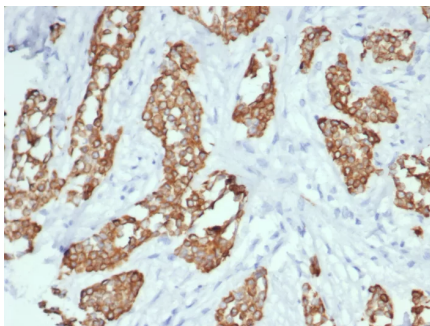
Product Images for NTRK3 (Neurotrophic Receptor Tyrosine Kinase 3) Antibody



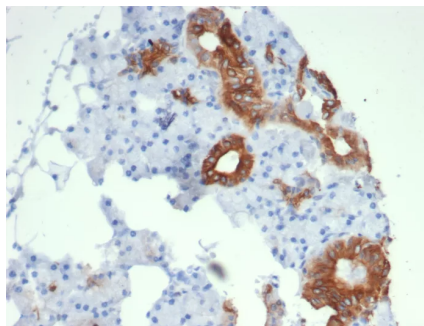
Formalin-fixed, paraffin-embedded human breast stained with NTRK3 Mouse Monoclonal Antibody (NTRK3/7140). HIER: Tris/EDTA, pH9.0, 45min. 2°: HRP-polymer, 30min. DAB, 5min.



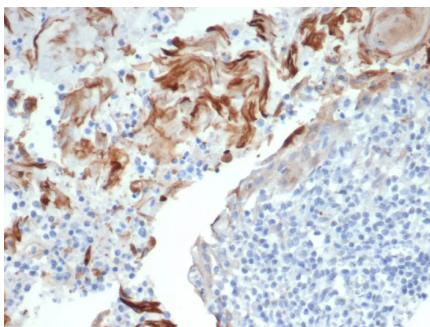
Formalin-fixed, paraffin-embedded human brain stained with NTRK3 Mouse Monoclonal Antibody (NTRK3/7140). Inset: PBS instead of primary antibody; secondary only negative control.



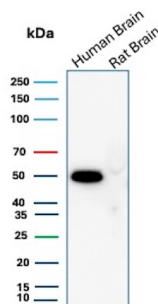
Formalin-fixed, paraffin-embedded human breast stained with NTRK3 Mouse Monoclonal Antibody (NTRK3/7140). HIER: Tris/EDTA, pH9.0, 45min. 2°: HRP-polymer, 30min. DAB, 5min.



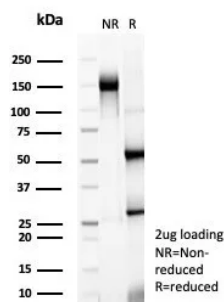
Formalin-fixed, paraffin-embedded human salivary gland stained with NTRK3 Mouse Monoclonal Antibody (NTRK3/7140). HIER: Tris/EDTA, pH9.0, 45min. 2°: HRP-polymer, 30min. DAB, 5min.



Formalin-fixed, paraffin-embedded human tonsil stained with NTRK3 Mouse Monoclonal Antibody (NTRK3/7140). HIER: Tris/EDTA, pH9.0, 45min. 2°: HRP-polymer, 30min. DAB, 5min.



Western Blot Analysis of Human Brain and Rat Brain tissue lysates using NTRK3 Mouse Monoclonal Antibody (NTRK3/7140).



SDS-PAGE Analysis of Purified NTRK3 Mouse Monoclonal Antibody (NTRK3/7140). Confirmation of Purity and Integrity of Antibody.

Specificity & Comments

The Trk proto-oncogene encodes a tyrosine protein kinase, Trk A, also designated Trk gp140, that serves as a receptor for certain neurotrophic factors including nerve growth factor (NGF) and neurotrophin-3 (NT-3). Trk B is a tyrosine kinase gene highly related to Trk A. Trk B expression is confined to tissues within the central and peripheral nervous systems. The brain-derived neurotrophic factor (BDNF) and NT-3, but not NGF, can induce rapid phosphorylation on tyrosine of Trk B gp145, one of the receptors encoded by Trk B, although BDNF elicits a response at least two orders of magnitude greater than NT-3. Thus it appears that Trk B gp145 may represent a neurotrophic receptor for BDNF and NT-3. The third member of the Trk family of tyrosine kinases, Trk C, is mainly expressed in nervous tissue, and is a functional receptor for NT-3. Four forms of Trk C are produced by alternative splicing. Isoform A is full length Trk C, isoform B differs from A between amino acids 529 to 612 and is missing amino acids 613 to 839. Trk C, isoform C is missing amino acids 712 to 725 and isoform D is missing amino acids 402 to 410.

Supplied As

200ug/ml of Ab purified from Bioreactor Concentrate by Protein A/G. Prepared in 10mM PBS with 0.05% BSA & 0.05% azide. Also available WITHOUT BSA & azide at 1.0mg/ml.

Storage and Stability

Antibody with azide - store at 2 to 8°C. Antibody without azide - store at -20 to -80°C. Antibody is stable for 24 months. Non-hazardous. No MSDS required.

Research Areas

Cardiovascular, Neuroscience, AKT Signaling, Nuclear Marker, Signal Transduction

Limitations and Warranty

This antibody is available for research use only and is not approved for use in diagnosis. There are no warranties, expressed or implied, which extend beyond this description. Company is not liable for any personal injury or economic loss resulting from this product.
