

## ZFP90 (Transcription Factor) Antibody

Mouse Monoclonal Antibody [Clone PCRP-ZFP90-1C5]

Catalog No	Format	Size
146198-MSM1-P0	Purified Ab with BSA and Azide at 200ug/ml	20 ug
146198-MSM1-P1	Purified Ab with BSA and Azide at 200ug/ml	100 ug
146198-MSM1-P1ABX	Purified Ab WITHOUT BSA and Azide at 1.0mg/ml	100 ug

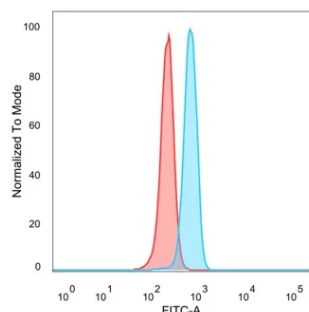
Applications	Tested Dillution	Note
Flow Cytometry (Flow)	1-2ug/million cells	

### Product Details

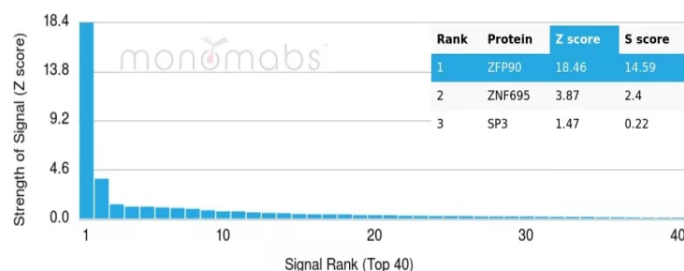
Clone	PCRP-ZFP90-1C5
Gene Name	ZFP90
Immunogen	Recombinant fragment corresponding to protein domain of ZFP90
Host	Mouse
Clonality	Monoclonal
Isotype / Light Chain	IgG2a
Mol. Weight of Antigen	73.03kDa
Cellular Localization	Nucleus.
Species Reactivity	Human
Positive Control	HeLa or U87 cells.

\*Optimal dilution for a specific application should be determined.

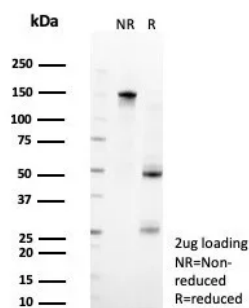
### Product Images for ZFP90 (Transcription Factor) Antibody



Flow cytometric analysis of PFA-fixed HeLa cells. ZFP90 Mouse Monoclonal Antibody (PCRP-ZFP90-1C5) followed by goat anti-mouse IgG-CF488 (blue), unstained cells (red).



Analysis of Protein Array containing more than 19,000 full-length human proteins using ZFP90 Mouse Monoclonal Antibody (PCRP-ZFP90-1C5). Z- and S- Score: The Z-score represents the strength of a signal that a monoclonal antibody (MAb) (in combination with a fluorescently-tagged anti-IgG secondary antibody) produces when binding to a particular protein on the HuProt™ array. Z-scores are described in units of standard deviations (SD's) above the mean value of all signals generated on that array. If targets on HuProt™ are arranged in descending order of the Z-score, the S-score is the difference (also in units of SD's) between the Z-score. S-score therefore represents the relative target specificity of a MAb to its intended target. A MAb is considered to be specific to its intended target, if the MAb has an S-score of at least 2.5. For example, if a MAb binds to protein X with a Z-score of 43 and to protein Y with a Z-score of 14, then the S-score for the binding of that MAb to protein X is equal to 29.



SDS-PAGE Analysis of Purified ZFP90 Mouse Monoclonal Antibody (PCRP-ZFP90-1C5). Confirmation of Purity and Integrity of Antibody.

### Specificity & Comments

Enables sequence-specific double-stranded DNA binding activity. Predicted to be involved in negative regulation of transcription by RNA polymerase II. Predicted to be located in nucleus. [provided by Alliance of Genome Resources, Apr 2022]

### Supplied As

200ug/ml of Ab purified from Bioreactor Concentrate by Protein A/G. Prepared in 10mM PBS with 0.05% BSA & 0.05% azide. Also available WITHOUT BSA & azide at 1.0mg/ml.

### Storage and Stability

Antibody with azide - store at 2 to 8°C. Antibody without azide - store at -20 to -80°C. Antibody is stable for 24 months. Non-hazardous. No MSDS required.

### Research Areas

Transcription Factors

### Limitations and Warranty

This antibody is available for research use only and is not approved for use in diagnosis. There are no warranties, expressed or implied, which extend beyond this description. Company is not liable for any personal injury or economic loss resulting from this product.