

Recombinant OCT-4 (POU5F1) (Germ Cell Tumor Marker) Antibody

Rabbit Monoclonal Antibody [Clone OCT4/7347R]

Catalog No	Format	Size
5460-RBM7-P0	Purified Ab with BSA and Azide at 200ug/ml	20 ug
5460-RBM7-P1	Purified Ab with BSA and Azide at 200ug/ml	100 ug
5460-RBM7-P1ABX	Purified Ab WITHOUT BSA and Azide at 1.0mg/ml	100 ug

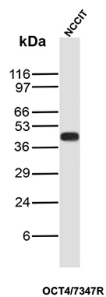
Applications	Tested Dillution	Note
Immunohistochemistry (IHC)	1-2ug/ml	30 min at RT. Staining of formalin-fixed tissues requires heating tissue sections in 10mM Tris with 1mM EDTA, pH 9.0, for 45 min at 95°C followed by cooling at RT for 20 minutes
Western Blot (WB)	2-4ug/ml	

Product Details


Clone	OCT4/7347R
Gene Name	POU5F1
Immunogen	Recombinant fragment of human OCT-4/POU5F1 protein (exact sequence is proprietary)
Host	Rabbit
Clonality	Monoclonal
Isotype / Light Chain	IgG / Kappa
Mol. Weight of Antigen	38.6kDa
Cellular Localization	Nucleus.
Species Reactivity	Human
Positive Control	Raji or U-937 cells. Human seminoma or testicular carcinoma

*Optimal dilution for a specific application should be determined.

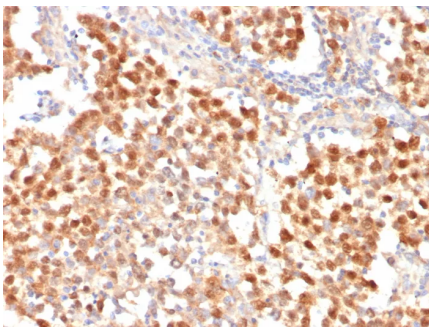
Product Images for Recombinant OCT-4 (POU5F1) (Germ Cell Tumor Marker) Antibody



Western blot analysis of NCCIT cell lysate using OCT-4 Recombinant Rabbit Monoclonal Antibody (OCT4/7347R).



SDS-PAGE Analysis of Purified POU domain, class 5, transcription factor 1 Recombinant Rabbit Monoclonal Antibody (OCT4/7347R). Confirmation of Purity and Integrity of Antibody.



Formalin-fixed, paraffin-embedded human seminoma stained with OCT4 Recombinant Rabbit Monoclonal Antibody (OCT4/7347R) at 2ug/ml. HIER: Tris/EDTA, pH9.0, 45min. 2°C: HRP-polymer, 30min. DAB, 5min.

Specificity & Comments

OCT4 is a member of the POU family of transcription factors, involved in the regulation of pluripotency during normal development and is detectable in embryonic stem and germ cells. OCT4 is a key regulator of self-renewal in embryonic stem cells; its expression is potentially correlated with tumorigenesis and can affect tumor recurrence or resistance to therapies. OCT4 is expressed in undifferentiated pluripotent cells, germ cells in ovary and testes. OCT4 Ab is useful in the identification of primary as well as metastatic germ cell tumors.

Limitations and Warranty

This antibody is available for research use only and is not approved for use in diagnosis. There are no warranties, expressed or implied, which extend beyond this description. Company is not liable for any personal injury or economic loss resulting from this product.

Supplied As

200ug/ml of Ab purified from Bioreactor Concentrate by Protein A/G. Prepared in 10mM PBS with 0.05% BSA & 0.05% azide. Also available WITHOUT BSA & azide at 1.0mg/ml.

Storage and Stability

Antibody with azide - store at 2 to 8°C. Antibody without azide - store at -20 to -80°C. Antibody is stable for 24 months. Non-hazardous. No MSDS required.

Research Areas

Cardiovascular, Developmental Biology, Stem Cell Differentiation
