

Recombinant Steroidogenic Factor 1 (SF-1) Antibody

Rabbit Monoclonal Antibody [Clone SF1/8150R]

Catalog No	Format	Size
2516-RBM13-P0	Purified Ab with BSA and Azide at 200ug/ml	20 ug
2516-RBM13-P1	Purified Ab with BSA and Azide at 200ug/ml	100 ug
2516-RBM13-P1ABX	Purified Ab WITHOUT BSA and Azide at 1.0mg/ml	100 ug

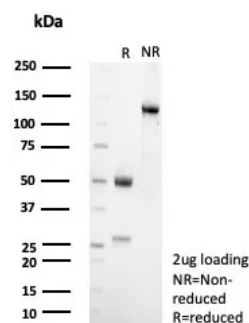
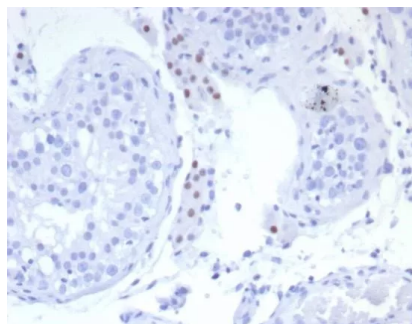
Applications	Tested Dillution	Note
Immunohistochemistry (IHC)	1-2ug/ml	30 min at RT. Staining of formalin-fixed tissues requires heating tissue sections in 10mM Tris with 1mM EDTA, pH 9.0, for 45 min at 95°C followed by cooling at RT for 20 minutes

Product Details

Clone	SF1/8150R
Gene Name	NR5A1
Immunogen	Recombinant fragment (around aa200-400) of human SF-1 protein (exact sequence is proprietary)
Host	Rabbit
Clonality	Monoclonal
Isotype / Light Chain	IgG / Kappa
Mol. Weight of Antigen	53kDa
Cellular Localization	Nucleus.
Species Reactivity	Human, Rat
Positive Control	Human testis or adrenal cortical carcinoma.

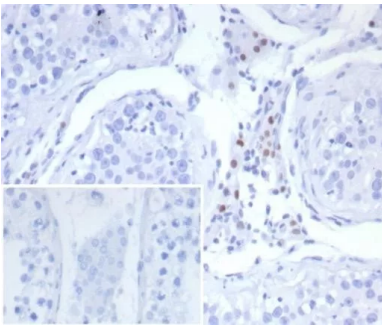
*Optimal dilution for a specific application should be determined.

Product Images for Recombinant Steroidogenic Factor 1 (SF-1) Antibody



Formalin-fixed, paraffin-embedded human testis stained with SF-1 Recombinant Rabbit Monoclonal Antibody (SF1/8150R). HIER: Tris/EDTA, pH9.0, 45min. 2°C: HRP-polymer, 30min. DAB, 5min.

SDS-PAGE Analysis Purified SF-1 Recombinant Rabbit Monoclonal Antibody (SF1/8150R). Confirmation of Integrity and Purity of Antibody



Formalin-fixed, paraffin-embedded human testis stained with SF-1 Recombinant Rabbit Monoclonal Antibody (SF1/8150R). Inset: PBS instead of primary antibody; secondary only negative control.

Specificity & Comments

Steroidogenic Factor 1 (SF-1) is considered an orphan nuclear receptor that belongs to subfamily 5. It was found to be a regulator of steroidogenic enzyme gene expression. Oxysterols are suggested as its ligands. It is expressed in all steroidogenic tissues, including the adrenal cortex, testicular Sertoli cells, and Leydig cells, ovarian theca, hypothalamus, and anterior pituitary. SF-1 plays an important role in adrenal and gonadal development. SF-1 is highly valuable marker to determine the adrenocortical origin of an adrenal mass.

Limitations and Warranty

This antibody is available for research use only and is not approved for use in diagnosis. There are no warranties, expressed or implied, which extend beyond this description. Company is not liable for any personal injury or economic loss resulting from this product.

Supplied As

200ug/ml of Ab purified from Bioreactor Concentrate by Protein A/G. Prepared in 10mM PBS with 0.05% BSA & 0.05% azide. Also available WITHOUT BSA & azide at 1.0mg/ml.

Storage and Stability

Antibody with azide - store at 2 to 8°C. Antibody without azide - store at -20 to -80°C. Antibody is stable for 24 months. Non-hazardous. No MSDS required.

Research Areas

Cardiovascular, Developmental Biology, Nuclear Marker, Transcription Factors
