

S100A14 (S100 calcium binding protein A14) Antibody

Mouse Monoclonal Antibody [Clone S100A14/7402]

Catalog No	Format	Size
57402-MSM2-P0	Purified Ab with BSA and Azide at 200ug/ml	20 ug
57402-MSM2-P1	Purified Ab with BSA and Azide at 200ug/ml	100 ug
57402-MSM2-P1ABX	Purified Ab WITHOUT BSA and Azide at 1.0mg/ml	100 ug

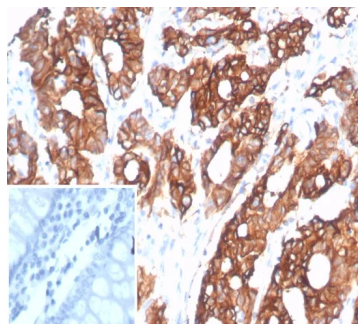
Applications	Tested Dillution	Note
Immunohistochemistry (IHC)	1-2ug/ml	30 min at RT. Staining of formalin-fixed tissues requires heating tissue sections in 10mM Tris with 1mM EDTA, pH 9.0, for 45 min at 95°C followed by cooling at RT for 20 minutes

Product Details

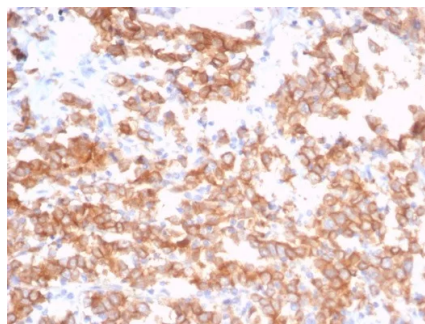
Clone	S100A14/7402
Gene Name	S100A14
Immunogen	Recombinant full-length human S100A14 protein
Host	Mouse
Clonality	Monoclonal
Isotype / Light Chain	IgG2b / Kappa
Mol. Weight of Antigen	11kDa
Cellular Localization	Cytoplasm.
Species Reactivity	Human
Positive Control	Human colon kidney or liver. thymus

*Optimal dilution for a specific application should be determined.

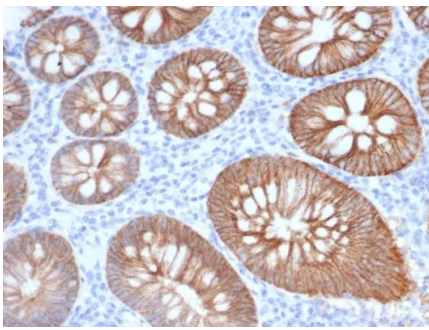
Product Images for S100A14 (S100 calcium binding protein A14) Antibody



Formalin-fixed, paraffin-embedded human colon carcinoma stained with S100A14 Mouse Monoclonal Antibody (S100A14/7402). Inset: PBS instead of primary antibody; secondary only negative control.



Formalin-fixed, paraffin-embedded human bladder stained with S100A14 Mouse Monoclonal Antibody (S100A14/7402). HIER: Tris/EDTA, pH9.0, 45min. 2°C: HRP-polymer, 30min. DAB, 5min.



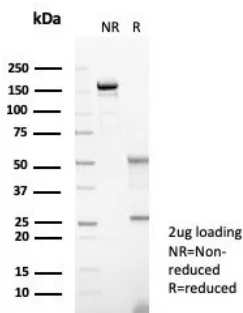
Formalin-fixed, paraffin-embedded human normal colon stained with S100A14 Mouse Monoclonal Antibody (S100A14/7402). HIER: Tris/EDTA, pH9.0, 45min. 2°C: HRP-polymer, 30min. DAB, 5min.

Specificity & Comments

Modulates P53/TP53 protein levels, and thereby plays a role in the regulation of cell survival and apoptosis. Depending on the context, it can promote cell proliferation or apoptosis. Plays a role in the regulation of cell migration by modulating the levels of MMP2, a matrix protease that is under transcriptional control of P53/TP53. Does not bind calcium.

Limitations and Warranty

This antibody is available for research use only and is not approved for use in diagnosis. There are no warranties, expressed or implied, which extend beyond this description. Company is not liable for any personal injury or economic loss resulting from this product.



SDS-PAGE Analysis of Purified S100A14 Mouse Monoclonal Antibody (S100A14/7402). Confirmation of Purity and Integrity of Antibody.

Supplied As

200ug/ml of Ab purified from Bioreactor Concentrate by Protein A/G. Prepared in 10mM PBS with 0.05% BSA & 0.05% azide. Also available WITHOUT BSA & azide at 1.0mg/ml.

Storage and Stability

Antibody with azide - store at 2 to 8°C. Antibody without azide - store at -20 to -80°C. Antibody is stable for 24 months. Non-hazardous. No MSDS required.

Research Areas

Basal Cell Marker