

Recombinant PHOX2B Antibody

Rabbit Monoclonal Antibody [Clone PHOX2B/7792R]

Catalog No	Format	Size
8929-RBM2-P0	Purified Ab with BSA and Azide at 200ug/ml	20 ug
8929-RBM2-P1	Purified Ab with BSA and Azide at 200ug/ml	100 ug
8929-RBM2-P1ABX	Purified Ab WITHOUT BSA and Azide at 1.0mg/ml	100 ug

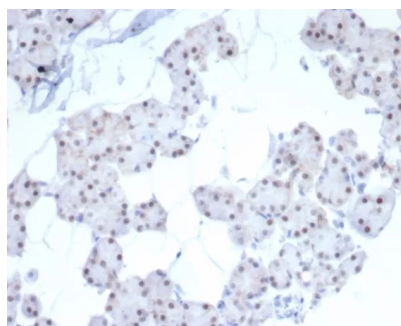
Applications	Tested Dillution	Note
Immunohistochemistry (IHC)	1-2ug/ml	30 min at RT. Staining of formalin-fixed tissues requires heating tissue sections in 10mM Tris with 1mM EDTA, pH 9.0, for 45 min at 95°C followed by cooling at RT for 20 minutes

Product Details


Clone	PHOX2B/7792R
Gene Name	PHOX2B
Immunogen	Recombinant fragment of human PHOX2B protein (exact sequence is proprietary)
Host	Rabbit
Clonality	Monoclonal
Isotype / Light Chain	IgG / Kappa
Mol. Weight of Antigen	32kDa
Cellular Localization	Nucleus.
Species Reactivity	Human
Positive Control	brain and adrenal gland. Expressed in neuroblastoma

*Optimal dilution for a specific application should be determined.

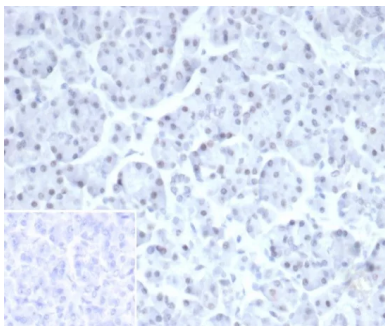
Product Images for Recombinant PHOX2B Antibody



Formalin-fixed, paraffin-embedded human renal cell carcinoma stained with PHOX2B Recombinant Rabbit Monoclonal Antibody (PHOX2B/7792R). HIER: Tris/EDTA, pH9.0, 45min. 2°C: HRP-polymer, 30min. DAB, 5min.



SDS-PAGE Analysis of Purified Paired mesoderm homeobox protein 2B Recombinant Rabbit Monoclonal Antibody (PHOX2B/7792R). Confirmation of Purity and Integrity of Antibody.



Formalin-fixed, paraffin-embedded human pancreas stained with PHOX2B Recombinant Rabbit Monoclonal Antibody (PHOX2B/7792R). Inset: PBS instead of primary antibody; secondary only negative control.

Specificity & Comments

Paired homeobox protein 2B (PHOX2B) is a transcription factor located on chromosome 4p13, which is essential for the formation of autonomic ganglia in the autonomic nervous system. PHOX2B is expressed in neuroblastoma, brain and adrenal glands. PHOX2B deficiency can lead to susceptibility to congenital central hypoventilation syndrome (CCHS) and neuroblastoma type 2 (NBLST2).

Supplied As

200ug/ml of Ab purified from Bioreactor Concentrate by Protein A/G. Prepared in 10mM PBS with 0.05% BSA & 0.05% azide. Also available WITHOUT BSA & azide at 1.0mg/ml.

Storage and Stability

Antibody with azide - store at 2 to 8°C. Antibody without azide - store at -20 to -80°C. Antibody is stable for 24 months. Non-hazardous. No MSDS required.

Research Areas

Cardiovascular, Nuclear Marker

Limitations and Warranty

This antibody is available for research use only and is not approved for use in diagnosis. There are no warranties, expressed or implied, which extend beyond this description. Company is not liable for any personal injury or economic loss resulting from this product.