

## Cytokeratin 5/8 Antibody

Mouse Monoclonal Antibody [Clone C-50]

Catalog No	Format	Size
MSM13-948-P0	Purified Ab with BSA and Azide at 200ug/ml	20 ug
MSM13-948-P1	Purified Ab with BSA and Azide at 200ug/ml	100 ug
MSM13-948-P1ABX	Purified Ab WITHOUT BSA and Azide at 1.0mg/ml	100 ug

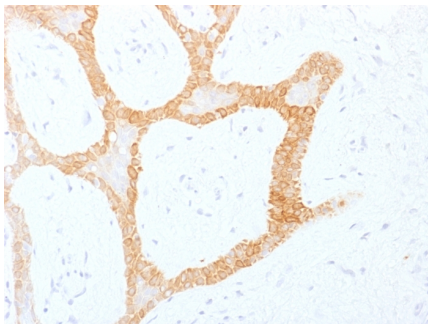
Applications	Tested Dillution	Note
Flow Cytometry (Flow)	1-2ug/million cells	
Immunofluorescence (IF)	1-3ug/ml	
Immunohistochemistry (IHC)	1-2ug/ml	30 min at RT. Staining of formalin-fixed tissues requires heating tissue sections in 10mM Tris with 1mM EDTA, pH 9.0, for 45 min at 95°C followed by cooling at RT for 20 minutes
Western Blot (WB)	2-4ug/ml	

### Product Details


<b>Clone</b>	C-50
<b>Gene Name</b>	KRT5
<b>Immunogen</b>	Cytoskeletal preparation from HeLa cells
<b>Host</b>	Mouse
<b>Clonality</b>	Monoclonal
<b>Isotype / Light Chain</b>	IgG1 / Kappa
<b>Mol. Weight of Antigen</b>	58kDa (CK5); 52.5kDa (CK8)
<b>Species Reactivity</b>	Cow, Dog, Ferret, Hamster, Human, Mouse, Pig, Rat, Sheep
<b>Positive Control</b>	HepG2 or A431 cells. Skin or Squamous cell carcinoma.

\*Optimal dilution for a specific application should be determined.


### Product Images for Cytokeratin 5/8 Antibody



Formalin-fixed, paraffin-embedded human Colon Carcinoma stained with Cytokeratin 5/8 Monoclonal Antibody (C-50).



SDS-PAGE Analysis of Purified Keratin, type II cytoskeletal 5 Mouse Monoclonal Antibody (C-50). Confirmation of Purity and Integrity of Antibody.



SDS-PAGE Analysis of Purified Cytokeratin 5/8 Monoclonal Antibody (C-50).  
Confirmation of Purity and Integrity of Antibody.

### Specificity & Comments

It reacts with keratin 5 (58kDa) and keratin 8 (52.5kDa). Simple epithelia express cytokeratin 8 in combination with 18. On the other hand, basal cells of stratified epithelia express cytokeratin 5 paired with 14. This antibody therefore, reacts with a wide range of epithelia and their carcinomas.

### Supplied As

200ug/ml of Ab purified from Bioreactor Concentrate by Protein A/G. Prepared in 10mM PBS with 0.05% BSA & 0.05% azide. Also available WITHOUT BSA & azide at 1.0mg/ml.

### Storage and Stability

Store at 2 to 8°C. Antibody is stable for 24 months.

### Limitations and Warranty

This antibody is available for research use only and is not approved for use in diagnosis. There are no warranties, expressed or implied, which extend beyond this description. Company is not liable for any personal injury or economic loss resulting from this product.