

## CD2 / Lymphocyte Function Antigen 2 (LFA-2) Antibody

Mouse Monoclonal Antibody [Clone LFA2/7102]

Catalog No	Format	Size
914-MSM12-P0	Purified Ab with BSA and Azide at 200ug/ml	20 ug
914-MSM12-P1	Purified Ab with BSA and Azide at 200ug/ml	100 ug
914-MSM12-P1ABX	Purified Ab WITHOUT BSA and Azide at 1.0mg/ml	100 ug

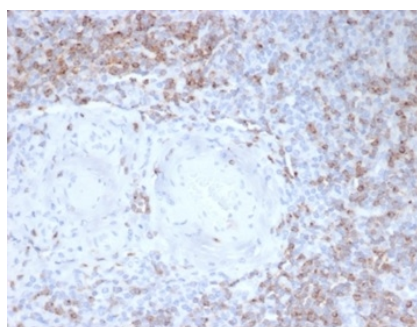
Applications	Tested Dillution	Note
Immunohistochemistry (IHC)	1-2ug/ml	30 min at RT. Staining of formalin-fixed tissues requires heating tissue sections in 10mM Tris with 1mM EDTA, pH 9.0, for 45 min at 95°C followed by cooling at RT for 20 minutes
Western Blot (WB)	2-4ug/ml	

### Product Details

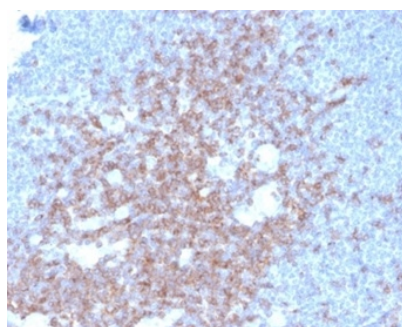
Clone	LFA2/7102
Gene Name	CD2
Immunogen	Recombinant fragment of human CD2 protein (exact sequence is proprietary)
Host	Mouse
Clonality	Monoclonal
Isotype / Light Chain	IgG2b / Kappa
Mol. Weight of Antigen	39kDa
Cellular Localization	Cell membrane
Species Reactivity	Human
Positive Control	Human tonsil, Spleen or lymph node.

*\*Optimal dilution for a specific application should be determined.*

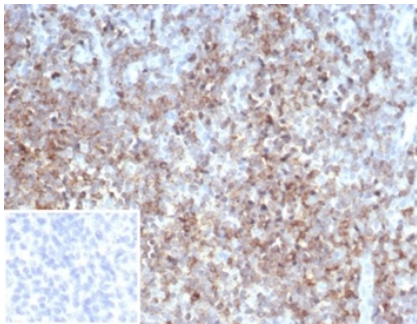
### Product Images for CD2 / Lymphocyte Function Antigen 2 (LFA-2) Antibody



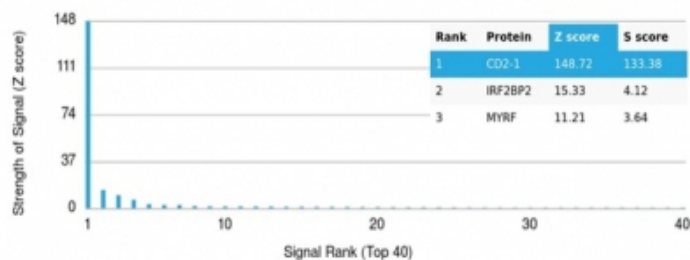
IHC analysis of formalin-fixed, paraffin-embedded human tonsil. Strong cell surface staining using LFA2/7102 at 2ug/ml in PBS for 30min RT. HIER: Tris/EDTA, pH9.0, 45min. 2 °: HRP-polymer, 30min. DAB, 5min.



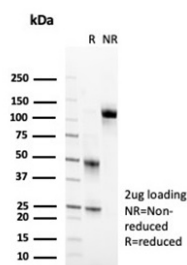
IHC analysis of formalin-fixed, paraffin-embedded human lymph node. Strong cell surface staining using LFA2/7102 at 2ug/ml in PBS for 30min RT. HIER: Tris/EDTA, pH9.0, 45min. 2 °: HRP-polymer, 30min. DAB, 5min.



Formalin-fixed, paraffin-embedded human tonsil stained with CD2 Mouse Monoclonal Antibody (LFA2/7102) at 2ug/ml. Inset: PBS instead of primary antibody; secondary only negative control.



Analysis of Protein Array containing more than 19,000 full-length human proteins using CD2-Monospecific Mouse Monoclonal Antibody (LFA2/7102). Z- and S- Score: The Z-score represents the strength of a signal that a monoclonal antibody (MAb) (in combination with a fluorescently-tagged anti-IgG secondary antibody) produces when binding to a particular protein on the HuProt™ array. Z-scores are described in units of standard deviations (SD's) above the mean value of all signals generated on that array. If targets on HuProt™ are arranged in descending order of the Z-score, the S-score is the difference (also in units of SD's) between the Z-score. S-score therefore represents the relative target specificity of a MAb to its intended target. A MAb is considered to be specific to its intended target, if the MAb has an S-score of at least 2.5. For example, if a MAb binds to protein X with a Z-score of 43 and to protein Y with a Z-score of 14, then the S-score for the binding of that MAb to protein X is equal to 29.



SDS-PAGE Analysis Purified CD2 Mouse Monoclonal Antibody (LFA2/7102). Confirmation of Purity and Integrity of Antibody.

## Specificity & Comments

CD2 is mainly present on the surface of mature T cells and NK cell membranes, while B cells are usually not expressed. It can be used to label the diagnosis and study of normal T cells and their associated tumors, such as pre-t cell lymphoma, marginal T cell lymphoma and anaplastic cell lymphoma. CD2 antibody is useful for identification of precursor and mature T-cell lymphomas. Aberrant loss of CD2 in T-cell lymphomas may help to distinguish them from reactive T-cell proliferations.

## Supplied As

200ug/ml of Ab purified from Bioreactor Concentrate by Protein A/G. Prepared in 10mM PBS with 0.05% BSA & 0.05% azide. Also available WITHOUT BSA & azide at 1.0mg/ml.

## Storage and Stability

Antibody with azide - store at 2 to 8 °C. Antibody without azide - store at -20 to -80 °C. Antibody is stable for 24 months. Non-hazardous. No MSDS required.

## Research Areas

AKT Signaling, B Cell Markers, Hematopoietic Stem Cells

## Limitations and Warranty

This antibody is available for research use only and is not approved for use in diagnosis. There are no warranties, expressed or implied, which extend beyond this description. Company is not liable for any personal injury or economic loss resulting from this product.