

Recombinant Calretinin / Calbindin 2 (Mesothelioma Marker) Antibody

Rabbit Monoclonal Antibody [Clone CALB2/7029R]

Catalog No	Format	Size
794-RBM12-P0	Purified Ab with BSA and Azide at 200ug/ml	20 ug
794-RBM12-P1	Purified Ab with BSA and Azide at 200ug/ml	100 ug
794-RBM12-P1ABX	Purified Ab WITHOUT BSA at 1.0mg/ml	100 ug

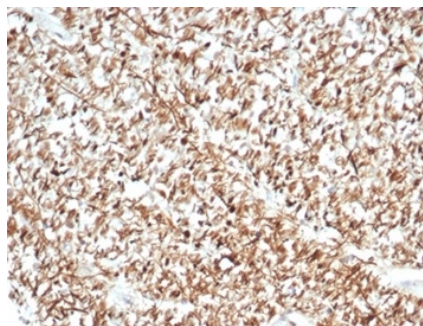
Applications	Tested Dillution	Note
Immunohistochemistry (IHC)	1-2ug/ml	30 min at RT. Staining of formalin-fixed tissues requires heating tissue sections in 10mM Tris with 1mM EDTA, pH 9.0, for 45 min at 95°C followed by cooling at RT for 20 minutes
Western Blot (WB)	2-4ug/ml	

Product Details

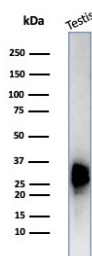
Clone	CALB2/7029R
Gene Name	CALB2
Immunogen	Recombinant human Calretinin (Calbindin 2) protein fragment (around aa23-242) (exact sequence is proprietary)
Host	Rabbit
Clonality	Monoclonal
Isotype / Light Chain	IgG / Kappa
Mol. Weight of Antigen	29kDa
Species Reactivity	Human
Positive Control	Human Brain, testis or mesothelioma tissue.

**Optimal dilution for a specific application should be determined.*

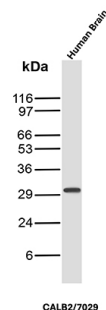
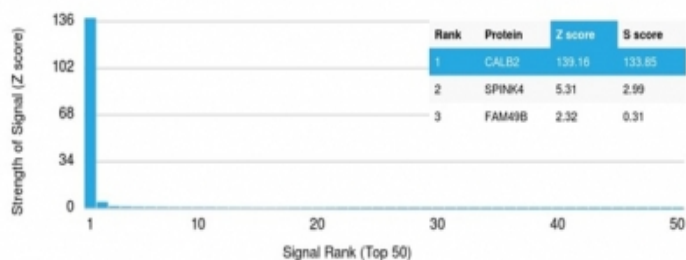
Product Images for Recombinant Calretinin / Calbindin 2 (Mesothelioma Marker) Antibody



Formalin-fixed, paraffin-embedded human brain stained with Calretinin Recombinant Rabbit Monoclonal Antibody (CALB2/7029R). HIER: Tris/EDTA, pH9.0, 45min. 2°C: HRP-polymer, 30min. DAB, 5min.




Western blot analysis of human testis tissue lysate using Calretinin Recombinant Rabbit Monoclonal Antibody (CALB2/7029R).




Western blot analysis of human brain tissue lysate using Calretinin Recombinant Rabbit Monoclonal Antibody (CALB2/7029R).

Analysis of Protein Array containing more than 19,000 full-length human proteins using Calretinin-Monospecific Recombinant Rabbit Monoclonal Antibody (CALB2/7029R). Z- and S- Score: The Z-score represents the strength of a signal that a monoclonal antibody (MAb) (in combination with a fluorescently-tagged anti-IgG secondary antibody) produces when binding to a particular protein on the HuProt™ array. Z-scores are described in units of standard deviations (SD's) above the mean value of all signals generated on that array. If targets on HuProt™ are arranged in descending order of the Z-score, the S-score is the difference (also in units of SD's) between the Z-score. S-score therefore represents the relative target specificity of a MAb to its intended target. A MAb is considered to be specific to its intended target, if the MAb has an S-score of at least 2.5. For example, if a MAb binds to protein X with a Z-score of 43 and to protein Y with a Z-score of 14, then the S-score for the binding of that MAb to protein X is equal to 29.



Western blot analysis of brain tissue lysates of different species using Calretinin Recombinant Rabbit Monoclonal Antibody (CALB2/7029R).



SDS-PAGE Analysis of Purified Calretinin Recombinant Rabbit Monoclonal Antibody (CALB2/7029R). Confirmation of Purity and Integrity of Antibody.

Specificity & Comments

It recognizes a protein of about 29kDa, which is identified as Calretinin (also known as Calbindin 2). Calretinin is a vitamin D-dependent calcium-binding protein involved in calcium signaling. It is present in subsets of neurons throughout the brain and spinal cord, including sensory ganglia. Antibody to calretinin is useful in differentiating mesothelioma from adenocarcinomas of the lung. It also aids in differentiating adrenal cortical neoplasms from pheochromocytomas.

Limitations and Warranty

This antibody is available for research use only and is not approved for use in diagnosis. There are no warranties, expressed or implied, which extend beyond this description. Company is not liable for any personal injury or economic loss resulting from this product.

Supplied As

200ug/ml of Ab purified from rabbit anti-serum by Protein A. Prepared in 10mM PBS with 0.05% BSA & 0.05% azide. Also available WITHOUT BSA at 1.0mg/ml.

Storage and Stability

Antibody with azide - store at 2 to 8 °C. Antibody without azide - store at -20 to -80 °C. Antibody is stable for 24 months. Non-hazardous. No MSDS required.