

Transthyretin (Prealbumin) Antibody

Mouse Monoclonal Antibody [Clone TTR/4292]

Catalog No	Format	Size
7276-MSM2-P0	Purified Ab with BSA and Azide at 200ug/ml	20 ug
7276-MSM2-P1	Purified Ab with BSA and Azide at 200ug/ml	100 ug
7276-MSM2-P1ABX	Purified Ab WITHOUT BSA and Azide at 1.0mg/ml	100 ug

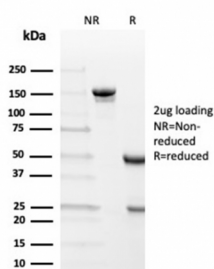
Applications	Tested Dillution	Note
Immunohistochemistry (IHC)	1-2ug/ml	30 min at RT. Staining of formalin-fixed tissues requires heating tissue sections in 10mM Tris with 1mM EDTA, pH 9.0, for 45 min at 95°C followed by cooling at RT for 20 minutes
Western Blot (WB)	2-4ug/ml	

Product Details

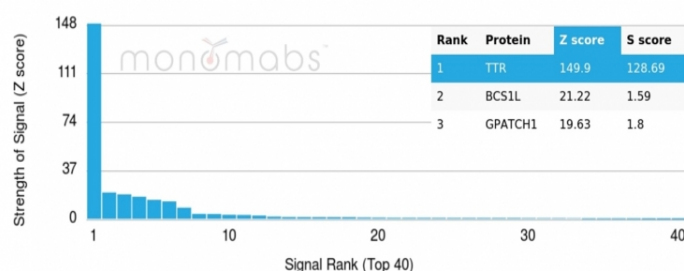
Clone	TTR/4292
Gene Name	TTR
Immunogen	Recombinant human full-length protein
Host	Mouse
Clonality	Monoclonal
Isotype / Light Chain	IgG2c / Kappa
Mol. Weight of Antigen	15kDa
Cellular Localization	Cytoplasm, Secreted
Species Reactivity	Human
Positive Control	Human kidney, liver.

**Optimal dilution for a specific application should be determined.*


Product Images for Transthyretin (Prealbumin) Antibody




SDS-PAGE Analysis of Purified Transthyretin Mouse Monoclonal Antibody (TTR/4292). Confirmation of Purity and Integrity of Antibody.



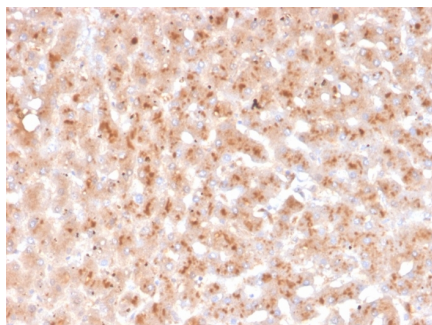
Analysis of Protein Array containing more than 19,000 full-length human proteins using Transthyretin (Prealbumin) Mouse Monoclonal Antibody (TTR/4292). Z- and S- Score: The Z-score represents the strength of a signal that a monoclonal antibody (MAb) (in combination with a fluorescently-tagged anti-IgG secondary antibody) produces when binding to a particular protein on the HuProt™ array. Z-scores are described in units of standard deviations (SD's) above the mean value of all signals generated on that array. If targets on HuProt™ are arranged in descending order of the Z-score, the S-score is the difference (also in units of SD's) between the Z-score. S-score therefore represents the relative target specificity of a MAb to its intended target. A MAb is considered to specific to its intended target, if the MAb has an S-score of at least 2.5. For example, if a MAb binds to protein X with a Z-score of 43 and to protein Y with a Z-score of 14, then the S-score for the binding of that MAb to protein X is equal to 29.



Western blot analysis of human Liver tissue lysate using Transthyretin Mouse Monoclonal Antibody (TTR/4292).



Western blot analysis of human kidney tissue lysate using Transthyretin Mouse Monoclonal Antibody (TTR/4292).



Formalin-fixed, paraffin-embedded human liver stained with Transthyretin Mouse Monoclonal Antibody (TTR/4292).

Specificity & Comments

Prealbumin, also designated transthyretin, is a major thyroid-hormone binding protein involved in transporting thyroxine from the bloodstream to the brain. Prealbumin is located in the cytoplasm and in the vesicles of developing rat brain cells, and is thought to be transported there from the cerebrospinal fluid via endocytosis. Sequence variants of this protein have been identified in amyloid fibrils from patients with familial amyloidotic polyneuropathy (FAP), the most common form of hereditary systemic amyloidosis. Although the biologically active form of Prealbumin is a tetramer, the amyloidogenic intermediate is thought to be a monomeric species. Prealbumin also binds to the retinol carrier protein RBP (retinol-binding protein).

Limitations and Warranty

This antibody is available for research use only and is not approved for use in diagnosis. There are no warranties, expressed or implied, which extend beyond this description. Company is not liable for any personal injury or economic loss resulting from this product.

Supplied As

200ug/ml of Ab purified from Bioreactor Concentrate by Protein A/G. Prepared in 10mM PBS with 0.05% BSA & 0.05% azide. Also available WITHOUT BSA & azide at 1.0mg/ml.

Storage and Stability

Antibody with azide - store at 2 to 8 °C. Antibody without azide - store at -20 to -80 °C. Antibody is stable for 24 months. Non-hazardous. No MSDS required.

Research Areas

Cardiovascular, Immunology, Infectious Disease