

Recombinant SOX9 / SRY-box 9 Antibody

Rabbit Monoclonal Antibody [Clone SOX9/3141R]

Catalog No	Format	Size
6662-RBM9-P0	Purified Ab with BSA and Azide at 200ug/ml	20 ug
6662-RBM9-P1	Purified Ab with BSA and Azide at 200ug/ml	100 ug
6662-RBM9-P1ABX	Purified Ab WITHOUT BSA and Azide at 1.0mg/ml	100 ug

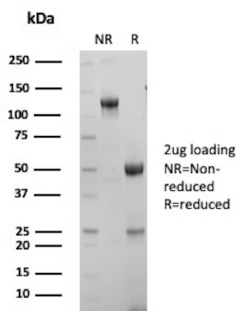
Applications	Tested Dillution	Note
Immunohistochemistry (IHC)	1-2ug/ml	30 min at RT. Staining of formalin-fixed tissues requires heating tissue sections in 10mM Tris with 1mM EDTA, pH 9.0, for 45 min at 95°C followed by cooling at RT for 20 minutes
Western Blot (WB)	2-4ug/ml	

Product Details

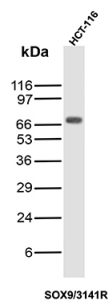
Clone	SOX9/3141R
Gene Name	SOX9
Immunogen	Recombinant humanSOX9 protein fragment (around aa 393-508) (exact sequence is proprietary)
Host	Rabbit
Clonality	Monoclonal
Isotype / Light Chain	IgG / Kappa
Mol. Weight of Antigen	65kDa
Cellular Localization	Nucleus
Species Reactivity	Human
Positive Control	HepG2 cells. Human pancreas, HCT-116

*Optimal dilution for a specific application should be determined.

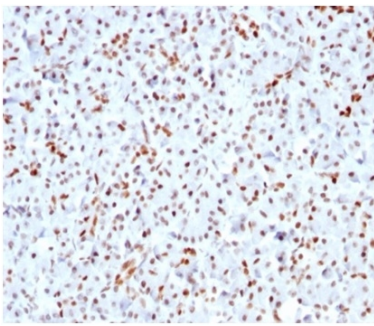
Product Images for Recombinant SOX9 / SRY-box 9 Antibody



SDS-PAGE Analysis of Purified SOX9 Recombinant Rabbit Monoclonal Antibody (SOX9/3141R). Confirmation of Purity and Integrity of Antibody.



Western Blot Analysis of HCT-116 cell lysate using SOX9 Recombinant Rabbit Monoclonal Antibody (SOX9/3141R).



Formalin-fixed, paraffin-embedded human pancreas stained with SOX9 Recombinant Rabbit Monoclonal Antibody SOX9/3141R).

Specificity & Comments

Sox genes comprise a family of genes that are related to the mammalian sex-determining gene SRY. These genes similarly contain sequences that encode for the HMG-box domain, which is responsible for the sequence-specific DNA-binding activity. Sox genes encode putative transcriptional regulators implicated in the decision of cell fates during development and the control of diverse developmental processes. SOX9 plays an important role in the normal skeletal development. It may regulate the expression of other genes involved in chondrogenesis by acting as a transcription factor for these genes.

Limitations and Warranty

This antibody is available for research use only and is not approved for use in diagnosis. There are no warranties, expressed or implied, which extend beyond this description. Company is not liable for any personal injury or economic loss resulting from this product.

Supplied As

200ug/ml of Ab purified from Bioreactor Concentrate by Protein A/G. Prepared in 10mM PBS with 0.05% BSA & 0.05% azide. Also available WITHOUT BSA & azide at 1.0mg/ml.

Storage and Stability

Antibody with azide - store at 2 to 8 °C. Antibody without azide - store at -20 to -80 °C. Antibody is stable for 24 months. Non-hazardous. No MSDS required.

Research Areas

Cardiovascular, Developmental Biology, Mesenchymal Stem Cell Differentiation, Neural Stem Cells, Nuclear Marker, Signal Transduction, Stem Cell Differentiation, Transcription Factors
