

PHF10 (Transcription Factor) Antibody

Mouse Monoclonal Antibody [Clone PCR-PHF10-2A10]

Catalog No	Format	Size
55274-MSM1-P0	Purified Ab with BSA and Azide at 200ug/ml	20 ug
55274-MSM1-P1	Purified Ab with BSA and Azide at 200ug/ml	100 ug
55274-MSM1-P1ABX	Purified Ab WITHOUT BSA and Azide at 1.0mg/ml	100 ug

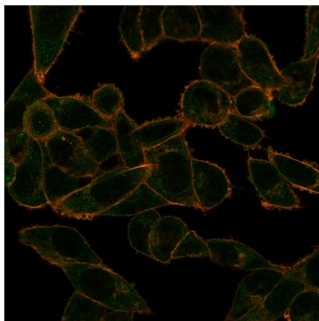
Applications	Tested Dillution	Note
Flow Cytometry (Flow)	1-2ug/million cells	
Immunofluorescence (IF)	1-3ug/ml	
Western Blot (WB)	2-4ug/ml	

Product Details

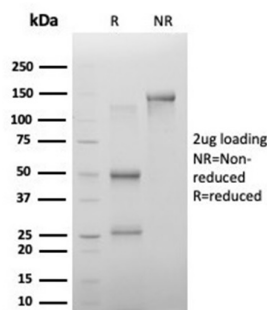
Clone	PCR-PHF10-2A10
Gene Name	PHF10
Immunogen	Recombinant full-length humanPHF10protein
Host	Mouse
Clonality	Monoclonal
Isotype / Light Chain	IgG2a
Mol. Weight of Antigen	56.05kDa
Cellular Localization	Nucleus
Species Reactivity	Human
Positive Control	HeLa cells.

*Optimal dilution for a specific application should be determined.

Product Images for PHF10 (Transcription Factor) Antibody



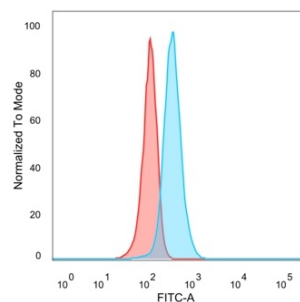
Immunofluorescence Analysis of PFA-fixed HeLa cells stained using PHF10 Mouse Monoclonal Antibody (PCR-PHF10-2A10) followed by goat anti-mouse IgG-CF488 (green). CF640A phalloidin (red).



Immunofluorescence Analysis of PFA-fixed HeLa cells stained using PHF10 Mouse Monoclonal Antibody (PCR-PHF10-2A10)



followed by goat anti-mouse IgG-CF488 (green). CF640A phalloidin (red).




Flow cytometric analysis of PFA-fixed HeLa cells. PHF10 Mouse Monoclonal Antibody (PCRP-PHF10-2A10) followed by goat anti-mouse IgG-CF488 (blue); isotype control (red).

Specificity & Comments

This gene contains a predicted ORF that encodes a protein with two zinc finger domains. The function of the encoded protein is not known. Sequence analysis suggests that multiple alternatively spliced transcript variants are derived from this gene but the full-length nature of only two of them is known. These two splice variants encode different isoforms. A pseudogene for this gene is located on Xq28.

Limitations and Warranty

This antibody is available for research use only and is not approved for use in diagnosis. There are no warranties, expressed or implied, which extend beyond this description. Company is not liable for any personal injury or economic loss resulting from this product.



SDS-PAGE Analysis of Purified PHD finger protein 10 Mouse Monoclonal Antibody (PCRP-PHF10-2A10). Confirmation of Purity and Integrity of Antibody.

Supplied As

200ug/ml of Ab purified from Bioreactor Concentrate by Protein A/G. Prepared in 10mM PBS with 0.05% BSA & 0.05% azide. Also available WITHOUT BSA & azide at 1.0mg/ml.

Storage and Stability

Antibody with azide - store at 2 to 8 °C. Antibody without azide - store at -20 to -80 °C. Antibody is stable for 24 months. Non-hazardous. No MSDS required.

Research Areas

Nuclear Marker