

NKX3.1 (Metastatic Prostate Adenocarcinoma Marker) Antibody

Mouse Monoclonal Antibody [Clone NKX3.1/2576]

Catalog No	Format	Size
4824-MSM1-P0	Purified Ab with BSA and Azide at 200ug/ml	20 ug
4824-MSM1-P1	Purified Ab with BSA and Azide at 200ug/ml	100 ug
4824-MSM1-P1ABX	Purified Ab WITHOUT BSA and Azide at 1.0mg/ml	100 ug

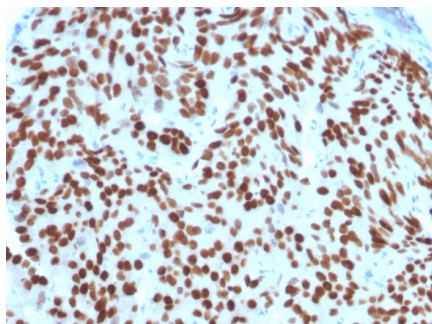
Applications	Tested Dillution	Note
Immunohistochemistry (IHC)	1-2ug/ml	30 min at RT. Staining of formalin-fixed tissues requires heating tissue sections in 10mM Tris with 1mM EDTA, pH 9.0, for 45 min at 95°C followed by cooling at RT for 20 minutes

Product Details

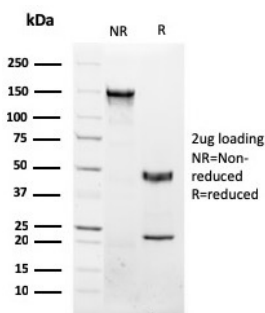
Clone	NKX3.1/2576
Gene Name	NKX3-1
Immunogen	Recombinant fragment (around aa 92-224) of human NKX3.1 protein (exact sequence is proprietary)
Host	Mouse
Clonality	Monoclonal
Isotype / Light Chain	IgG2c / Kappa
Mol. Weight of Antigen	35kDa
Cellular Localization	Nucleus
Species Reactivity	Human
Positive Control	Highly expressed in the prostate and at a lower level in the testis.

*Optimal dilution for a specific application should be determined.

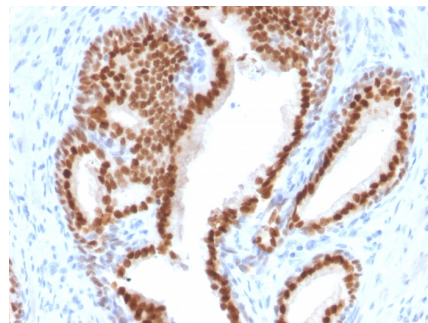
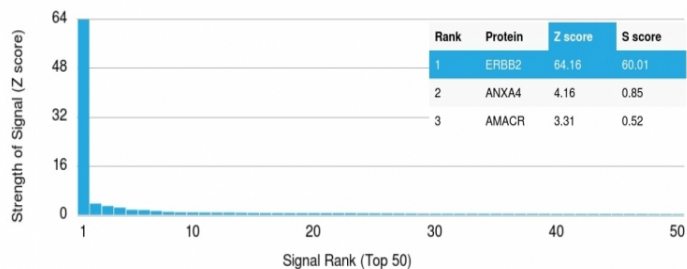
Product Images for NKX3.1 (Metastatic Prostate Adenocarcinoma Marker) Antibody



Formalin-fixed, paraffin-embedded human Prostate Carcinoma stained with NKX3.1-Monospecific Mouse Monoclonal Antibody (NKX3.1/2576).



SDS-PAGE Analysis of Purified NKX3.1-Monospecific Mouse Monoclonal Antibody (NKX3.1/2576). Confirmation of Purity and Integrity of Antibody.



Formalin-fixed, paraffin-embedded human Prostate Carcinoma stained with NKX3.1-Monospecific Mouse Monoclonal Antibody (NKX3.1/2576).

Analysis of Protein Array containing more than 19,000 full-length human proteins using NKX3.1-Monospecific Mouse Monoclonal Antibody (NKX3.1/2576). Z- and S- Score: The Z-score represents the strength of a signal that a monoclonal antibody (MAb) (in combination with a fluorescently-tagged anti-IgG secondary antibody) produces when binding to a particular protein on the HuProt™ array. Z-scores are described in units of standard deviations (SD, σ) above the mean value of all signals generated on that array. If targets on HuProt™ are arranged in descending order of the Z-score, the S-score is the difference (also in units of SD, σ) between the Z-score. S-score therefore represents the relative target specificity of a MAb to its intended target. A MAb is considered to be specific to its intended target, if the MAb has an S-score of at least 2.5. For example, if a MAb binds to protein X with a Z-score of 43 and to protein Y with a Z-score of 14, then the S-score for the binding of that MAb to protein X is equal to 29.

Specificity & Comments

NKX3.1 is a prostate specific gene encoding a transcription factor that plays an important role in normal prostate development and carcinogenesis. It is a prostatic tumor suppressor gene located on chromosome 8p21.2, which frequently undergoes a loss of heterozygosity. NKX3.1 expression is highly restricted in prostate epithelial cells and therefore can be used as a diagnostic biomarker for prostate cancer and other metastatic lesions of prostatic origin. Furthermore, NKX3.1 shows better sensitivity than Prostate Specific Antigen (PSA) for identifying metastatic prostatic adenocarcinoma. This suggests that immunohistochemical staining of NKX3.1, along with other prostate-restricted markers, may be valuable for the definitive determination of prostatic origin in poorly differentiated metastatic carcinomas.

Limitations and Warranty

This antibody is available for research use only and is not approved for use in diagnosis. There are no warranties, expressed or implied, which extend beyond this description. Company is not liable for any personal injury or economic loss resulting from this product.

Supplied As

200ug/ml of Ab Purified from Bioreactor Concentrate by Protein A/G. Prepared in 10mM PBS with 0.05% BSA & 0.05% azide. Also available WITHOUT BSA & azide at 1.0mg/ml.

Storage and Stability

Antibody with azide - store at 2 to 8°C. Antibody without azide - store at -20 to -80°C. Antibody is stable for 24 months. Non-hazardous. No MSDS required.