Catenin, gamma (Cardiomyocyte Marker) Antibody

Mouse Monoclonal Antibody [Clone CTNG/1483]

Catalog No	Format	Size
3728-MSM3-P0	Purified Ab with BSA and Azide at 200ug/ml	20 ug
3728-MSM3-P1	Purified Ab with BSA and Azide at 200ug/ml	100 ug
3728-MSM3-P1ABX	Purified Ab WITHOUT BSA and Azide at 1.0mg/ml	100 ug

Applications	Tested Dillution	Note
Immunohistochemistry (IHC)	1-2ug/ml	30 min at RT. Staining of formalin-fixed tissues requires heating tissue sections in 10mM Tris with 1mM EDTA, pH 9.0, for 45 min at 95°C followed by cooling at RT for 20 minutes

Product Details

Clone	CTNG/1483
Gene Name	JUP
Immunogen	Recombinant human gamma catenin protein
Host	Mouse
Clonality	Monoclonal
Isotype / Light Chain	IgG1 / Kappa
Mol. Weight of Antigen	80-87kDa
Cellular Localization	Adherens junction, Cell junction, Cytoplasm, Cytoskeleton, Desmosome, Membrane
Species Reactivity	Human
Positive Control	A431, T47D or MCF-7 cells. Skin.

**Optimal dilution for a specific application should be determined.*

Product Images for Catenin, gamma (Cardiomyocyte Marker) Antibody

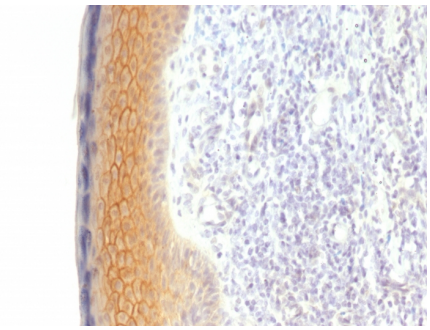

Formalin-fixed, paraffin-embedded human Skin stained with Catenin, gamma Monoclonal Antibody (CTNG/1483)

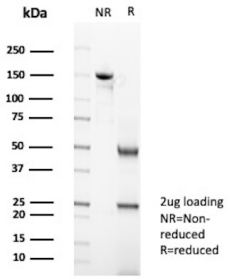

SDS-PAGE Analysis of Purified Catenin Gamma Mouse Monoclonal Antibody (CTNG/1483). Confirmation of Purity and Integrity of Antibody.

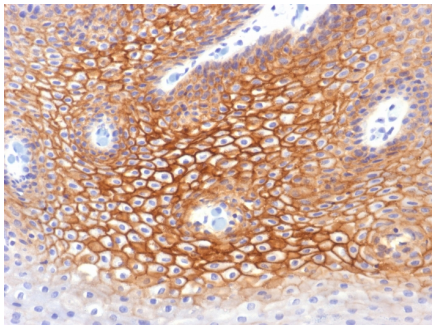

Formalin-fixed, paraffin-embedded human Cervical Carcinoma stained with Catenin, gamma Monoclonal Antibody (CTNG/1483)

Specificity & Comments

It recognizes a protein of 80-87kDa, identified as gamma-catenin. The catenins (-T-catenin, is located on chromosome 10, and mutations in this gene show a strong correlation to late-onset Alzheimer's disease (LOAD) as well as to dilated cardiomyopathy.

Supplied As

200ug/ml of Ab Purified from Bioreactor Concentrate by Protein A/G. Prepared in 10mM PBS with 0.05% BSA & 0.05% azide. Also available WITHOUT BSA & azide at 1.0mg/ml.

Storage and Stability

Antibody with azide - store at 2 to 8°C. Antibody without azide - store at -20 to -80°C. Antibody is stable for 24 months. Non-hazardous. No MSDS required.

Research Areas

Autophagy, Cardiovascular, Developmental Biology, Immunology, Signal Transduction

Limitations and Warranty

This antibody is available for research use only and is not approved for use in diagnosis.There are no warranties, expressed or implied, which extend beyond this description. Company is not liable for any personal injury or economic loss resulting from this product.