

Recombinant IL3RA / CD123 (Acute Myeloid Leukemia Marker) Antibody

Rabbit Monoclonal Antibody [Clone IL3RA/2947R]

Catalog No	Format	Size
3563-RBM4-P0	Purified Ab with BSA and Azide at 200ug/ml	20 ug
3563-RBM4-P1	Purified Ab with BSA and Azide at 200ug/ml	100 ug
3563-RBM4-P1ABX	Purified Ab WITHOUT BSA and Azide at 1.0mg/ml	100 ug

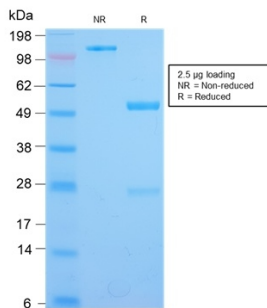
Applications	Tested Dillution	Note
Immunohistochemistry (IHC)	1-2ug/ml	30 min at RT. Staining of formalin-fixed tissues requires heating tissue sections in 10mM Tris with 1mM EDTA, pH 9.0, for 45 min at 95°C followed by cooling at RT for 20 minutes

Product Details

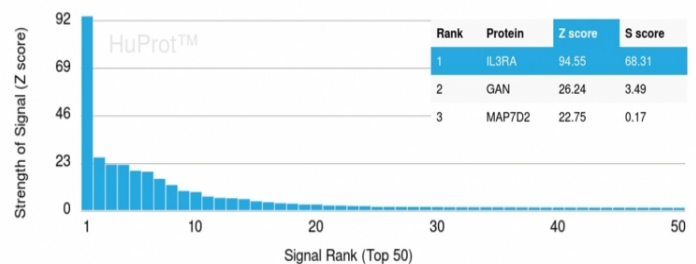
Clone	IL3RA/2947R
Gene Name	IL3RA
Immunogen	Recombinant fragment of human IL3RA protein (around aa 26-171) (exact sequence is proprietary)
Host	Rabbit
Clonality	Monoclonal
Isotype / Light Chain	IgG / Kappa
Mol. Weight of Antigen	70kDa
Cellular Localization	Membrane
Species Reactivity	Human
Positive Control	Lymph Node or Stomach., RPMI-8226 or HDLM-2 cells. Tonsil, THP-1

*Optimal dilution for a specific application should be determined.


Product Images for Recombinant IL3RA / CD123 (Acute Myeloid Leukemia Marker) Antibody



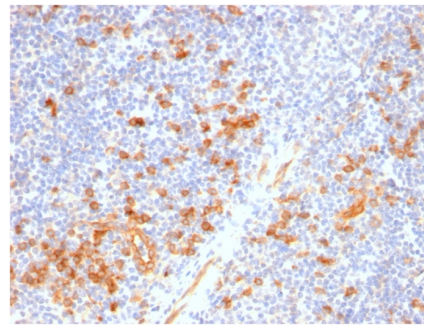
SDS-PAGE Analysis of Purified IL3RA Rabbit Recombinant Monoclonal Antibody (IL3RA/2947R). Confirmation of Integrity and Purity of Antibody.



Analysis of Protein Array containing more than 19,000 full-length human proteins using IL3RA / CD123 Rabbit Recombinant Monoclonal Antibody (IL3RA /2947R). Z- and S-Score: The Z-score represents the strength of a signal that a monoclonal antibody (Monoclonal Antibody) (in combination with a fluorescently-tagged anti-IgG secondary antibody) produces when binding to a particular protein on the HuProt™ array. Z-scores are described in units of standard deviations (SD, σ s) above the mean value of all signals generated on that array. If targets on HuProt™ are arranged in descending order of the Z-score, the S-score is the difference (also in units of SD, σ s) between the Z-score. S-score therefore represents the relative target specificity of a Monoclonal Antibody to its intended target. A Monoclonal Antibody is considered to be specific to its intended target, if the Monoclonal Antibody has an S-score of at least 2.5. For example, if a Monoclonal Antibody binds to protein X with a Z-score of 43 and to protein Y with a Z-score of 14, then the S-score for the binding of that Monoclonal Antibody to protein X is equal to 29.



SDS-PAGE Analysis of Purified Interleukin-3 receptor subunit alpha Rabbit Monoclonal Antibody (IL3RA/2947R). Confirmation of Purity and Integrity of Antibody.



Formalin-fixed, paraffin-embedded human Tonsil stained with IL3RA / CD123 Rabbit Recombinant Monoclonal Antibody (IL3RA/2947R).

Specificity & Comments

CD123 is an interleukin 3 specific subunit of a heterodimeric cytokine receptor. The receptor is comprised of a ligand specific alpha subunit and a signal transducing beta subunit shared by the receptors for interleukin 3 (IL3), colony stimulating factor 2 (CSF2/GM-CSF), and interleukin 5 (IL5). The binding of this protein to IL3 depends on the beta subunit. The beta subunit is activated by the ligand binding, and is required for the biological activities of IL3. This gene and the gene encoding the colony stimulating factor 2 receptor alpha chain (CSF2RA) form a cytokine receptor gene cluster in a X-Y pseudo-autosomal region on chromosomes X or Y.

Supplied As

200ug/ml of Ab Purified from Bioreactor Concentrate by Protein A/G. Prepared in 10mM PBS with 0.05% BSA & 0.05% azide. Also available WITHOUT BSA & azide at 1.0mg/ml.

Storage and Stability

Antibody with azide - store at 2 to 8°C. Antibody without azide - store at -20 to -80°C. Antibody is stable for 24 months. Non-hazardous. No MSDS required.

Research Areas

AKT Signaling, Cytokine Signaling, Hematopoietic Stem Cells, Immunology, Signal Transduction

Limitations and Warranty

This antibody is available for research use only and is not approved for use in diagnosis. There are no warranties, expressed or implied, which extend beyond this description. Company is not liable for any personal injury or economic loss resulting from this product.