

## Recombinant Interferon gamma (IFNG) Antibody

Rabbit Monoclonal Antibody [Clone IFNG/3996R]

Catalog No	Format	Size
3458-RBM6-P0	Purified Ab with BSA and Azide at 200ug/ml	20 ug
3458-RBM6-P1	Purified Ab with BSA and Azide at 200ug/ml	100 ug
3458-RBM6-P1ABX	Purified Ab WITHOUT BSA or Azide at 1.0mg/ml	100 ug

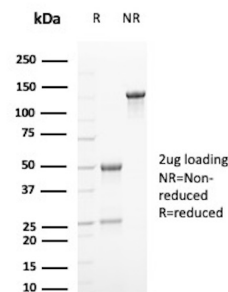
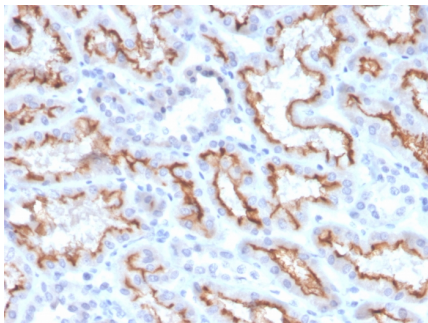
Applications	Tested Dillution	Note
Immunohistochemistry (IHC)	1-2ug/ml	30 min at RT. Staining of formalin-fixed tissues requires heating tissue sections in 10mM Tris with 1mM EDTA, pH 9.0, for 45 min at 95°C followed by cooling at RT for 20 minutes
Western Blot (WB)	2-4ug/ml	

### Product Details

<b>Clone</b>	IFNG/3996R
<b>Immunogen</b>	Recombinant full-length human Interferon gamma protein
<b>Host</b>	Rabbit
<b>Clonality</b>	Monoclonal
<b>Isotype / Light Chain</b>	IgG / Kappa
<b>Mol. Weight of Antigen</b>	19.35kDa
<b>Cellular Localization</b>	Secreted
<b>Species Reactivity</b>	Human
<b>Positive Control</b>	PMA stimulated human peripheral blood mononuclear cells. Renal or testicular carcinoma.

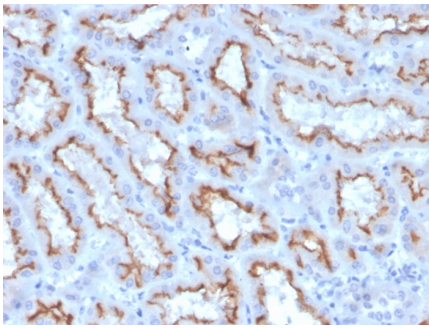
\*Optimal dilution for a specific application should be determined.

### Product Images for Recombinant Interferon gamma (IFNG) Antibody



Formalin-fixed, paraffin-embedded human kidney stained with Interferongamma Recombinant Rabbit Monoclonal Antibody (IFNG/3996R).

SDS-PAGE Analysis of Purified IFNG Recombinant Rabbit Monoclonal Antibody (IFNG/3996R). Confirmation of Purity and Integrity of Antibody.



Formalin-fixed, paraffin-embedded human kidney stained with Interferon gamma Recombinant Rabbit Monoclonal Antibody (IFNG/3996R).

---

### Specificity & Comments

Recognizes a protein of 20-25kDa, identified as human interferon. This MAb is specific to human IFN- $\gamma$  and recognizes both recombinant and native human IFN- $\gamma$ . T lymphocytes and NK cells mainly produce IFN- $\gamma$ . It is a pleiotropic cytokine involved in the regulation of nearly all phases of immune and inflammatory responses, including the activation, growth and differentiation of T cell, B cells, macrophages, NK cells and other cell types such as endothelial cells and fibroblasts. It has weak anti-viral and anti-proliferative activity, and potentiates the antiviral and anti-tumor effects of IFN- $\alpha/\beta$  (type I interferon).

---

### Limitations and Warranty

This antibody is available for research use only and is not approved for use in diagnosis. There are no warranties, expressed or implied, which extend beyond this description. Company is not liable for any personal injury or economic loss resulting from this product.

---

### Supplied As

200ug/ml of Ab produced in a mammalian-based expression system. Prepared in 10mM PBS with 0.05% BSA & 0.05% azide. Also available WITHOUT BSA & azide at 1.0mg/ml.

---

### Storage and Stability

Antibody with azide - store at 2 to 8 °C. Antibody without azide - store at -20 to -80 °C. Antibody is stable for 24 months. Non-hazardous. No MSDS required.

---