

GP2 (Glycoprotein 2) / ZAP75 Antibody

Mouse Monoclonal Antibody [Clone GP2/1712]

Catalog No	Format	Size
2813-MSM2-P0	Purified Ab with BSA and Azide at 200ug/ml	20 ug
2813-MSM2-P1	Purified Ab with BSA and Azide at 200ug/ml	100 ug
2813-MSM2-P1ABX	Purified Ab WITHOUT BSA and Azide at 1.0mg/ml	100 ug

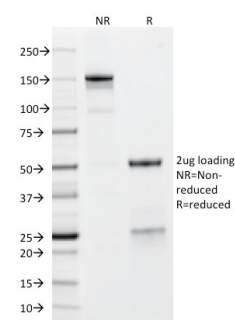
Applications	Tested Dillution	Note
Immunohistochemistry (IHC)	1-2ug/ml	30 min at RT. Staining of formalin-fixed tissues requires heating tissue sections in 10mM Tris with 1mM EDTA, pH 9.0, for 45 min at 95°C followed by cooling at RT for 20 minutes
Western Blot (WB)	2-4ug/ml	

Product Details

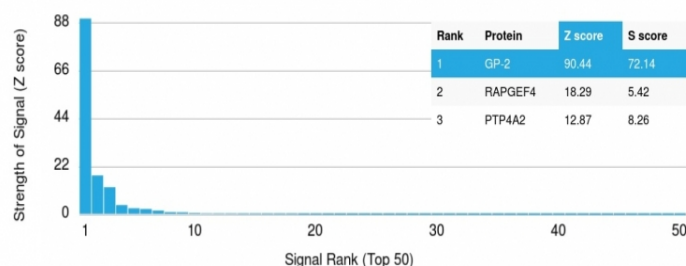
Clone	GP2/1712
Gene Name	GP2
Immunogen	Recombinant fragment of human GP2 protein (around aa 35-179) (exact sequence is proprietary)
Host	Mouse
Clonality	Monoclonal
Isotype / Light Chain	IgG2b / Lambda
Mol. Weight of Antigen	59kDa
Cellular Localization	Apical cell membrane, Cell membrane, Endosome, Membrane raft, Secreted, Zymogen granule membrane
Species Reactivity	Human
Positive Control	PANC-1 cells. Pancreas.

**Optimal dilution for a specific application should be determined.*

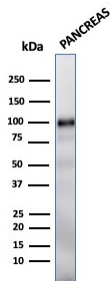
Product Images for GP2 (Glycoprotein 2) / ZAP75 Antibody



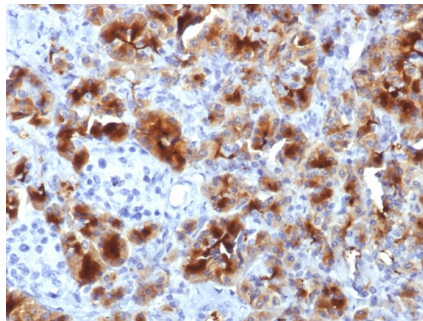
SDS-PAGE Analysis of Purified GP2 Mouse Monoclonal Antibody (GP2/1712). Confirmation of Integrity and Purity of Antibody.



Analysis of Protein Array containing more than 19,000 full-length human proteins using GP2 Mouse Monoclonal Antibody (GP2/1712) Z- and S- Score: The Z-score represents the strength of a signal that a monoclonal antibody (Monoclonal Antibody) (in combination with a fluorescently-tagged anti-IgG secondary antibody) produces when binding to a particular protein on the HuProt™ array. Z-scores are described in units of standard deviations (SD's) above the mean value of all signals generated on that array. If targets on HuProt™ are arranged in descending order of the Z-score, the S-score is the difference (also in units of SD's) between the Z-score. S-score therefore represents the relative target specificity of a Monoclonal Antibody to its intended target. A Monoclonal Antibody is considered to be specific to its intended target, if the Monoclonal Antibody has an S-score of at least 2.5. For example, if a Monoclonal Antibody binds to protein X with a Z-score of 43 and to protein Y with a Z-score of 14, then the S-score for the binding of that Monoclonal Antibody to protein X is equal to 29.



Western Blot Analysis of human Pancreas tissue lysate using GP2 Mouse Monoclonal Antibody (GP2/1712).



Formalin-fixed, paraffin-embedded human Pancreas stained with GP2 Mouse Monoclonal Antibody (GP2/1712).

Specificity & Comments

GP2 (glycoprotein 2), also known as ZAP75, is a 537 amino acid secreted protein. It is an integral membrane protein that is secreted from intracellular zymogen granules and associates with the plasma membrane via glycosylphosphatidylinositol (GPI) linkage. GP2 is cleaved and then released into the pancreatic duct along with exocrine secretions. GP2 binds pathogens such as enterobacteria, thereby playing an important role in the innate immune response. The C-terminus of this protein is related to the C-terminus of the protein encoded by the neighboring gene, uromodulin (UMOD). GP2 is also expressed on the apical plasma membrane of specialized microfold (M) cells among enterocytes and serves as a transcytotic receptor for mucosal antigens. M cells are considered a promising target for oral vaccination against various infectious diseases.

Supplied As

200ug/ml of Ab Purified from Bioreactor Concentrate by Protein A/G. Prepared in 10mM PBS with 0.05% BSA & 0.05% azide. Also available WITHOUT BSA & azide at 1.0mg/ml.

Storage and Stability

Antibody with azide - store at 2 to 8°C. Antibody without azide - store at -20 to -80°C. Antibody is stable for 24 months. Non-hazardous. No MSDS required.

Limitations and Warranty

This antibody is available for research use only and is not approved for use in diagnosis. There are no warranties, expressed or implied, which extend beyond this description. Company is not liable for any personal injury or economic loss resulting from this product.