

Fibronectin Antibody

Mouse Monoclonal Antibody [Clone FN1/3568]

Catalog No	Format	Size
2335-MSM18-P0	Purified Ab with BSA and Azide at 200ug/ml	20 ug
2335-MSM18-P1	Purified Ab with BSA and Azide at 200ug/ml	100 ug
2335-MSM18-P1ABX	Purified Ab WITHOUT BSA and Azide at 1.0mg/ml	100 ug

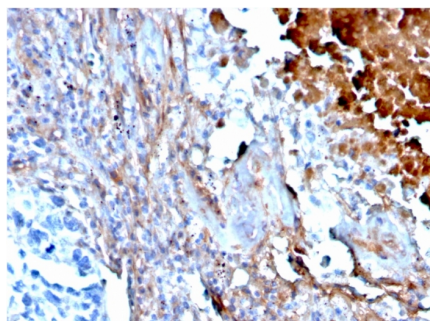
Applications	Tested Dillution	Note
Immunohistochemistry (IHC)	1-2ug/ml	30 min at RT. Staining of formalin-fixed tissues requires heating tissue sections in 10mM Tris with 1mM EDTA, pH 9.0, for 45 min at 95°C followed by cooling at RT for 20 minutes

Product Details

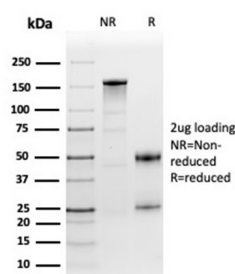
Clone	FN1/3568
Gene Name	Fn1
Immunogen	Recombinant fragment (around aa 467-595) of human fibronectin protein (exact sequence is proprietary)
Host	Mouse
Clonality	Monoclonal
Isotype / Light Chain	IgG2b / Kappa
Mol. Weight of Antigen	220kDa (monomer); 440kDa (dimer)
Cellular Localization	Extracellular matrix, Extracellular space, Secreted
Species Reactivity	Human
Positive Control	SW156 cells. Human kidney.

*Optimal dilution for a specific application should be determined.

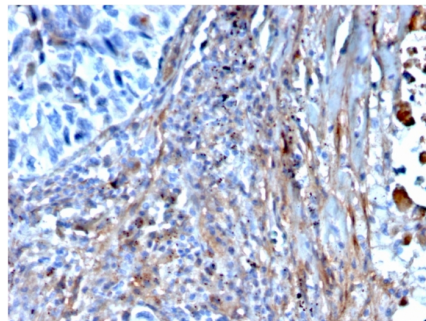
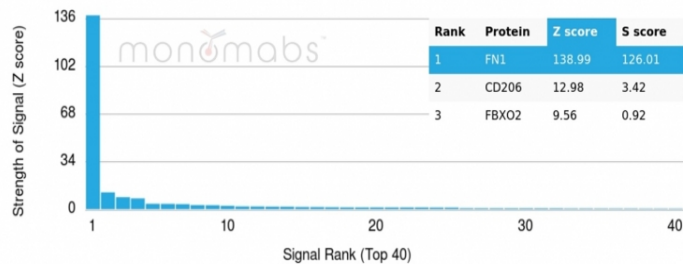
Product Images for Fibronectin Antibody



Formalin-fixed, paraffin-embedded human lung stained with Fibronectin Mouse Monoclonal Antibody (FN1/3568).



SDS-PAGE Analysis of Purified Fibronectin Mouse Monoclonal Antibody (FN1/3568). Confirmation of Integrity and Purity of Antibody.



Formalin-fixed, paraffin-embedded human lung stained with Fibronectin Mouse Monoclonal Antibody (FN1/3568).

Analysis of Protein Array containing more than 19,000 full-length human proteins using Fibronectin Mouse Monoclonal Antibody (FN1/3568). Z- and S- Score: The Z-score represents the strength of a signal that a monoclonal antibody (MAb) (in combination with a fluorescently-tagged anti-IgG secondary antibody) produces when binding to a particular protein on the HuProt™ array. Z-scores are described in units of standard deviations (SD's) above the mean value of all signals generated on that array. If targets on HuProt™ are arranged in descending order of the Z-score, the S-score is the difference (also in units of SD's) between the Z-score. S-score therefore represents the relative target specificity of a MAb to its intended target. A MAb is considered to be specific to its intended target, if the MAb has an S-score of at least 2.5. For example, if a MAb binds to protein X with a Z-score of 43 and to protein Y with a Z-score of 14, then the S-score for the binding of that MAb to protein X is equal to 29.

Specificity & Comments

Fibronectins are disulfide-linked, dimeric glycoproteins of ~440kDa. They possess at least four binding sites for collagen, glycosaminoglycans, transglutaminase, and a cell surface receptor. Epitope of this MAb is located in the 2nd-3rd type-III repeats of fibronectin. Fibronectins are extracellular matrix glycoproteins that are essential for embryonic development. Fibronectins are also involved in cell adhesion, tissue organization, and wound healing. Fibronectins are present in basement membranes, interstitial connective tissue matrix, and blood. Cellular fibronectin is widely distributed in the stroma of many malignant tumors. This MAb reacts with human cellular fibronectin, but not plasma fibronectin.

Supplied As

200ug/ml of Ab purified from Bioreactor Concentrate by Protein A/G. Prepared in 10mM PBS with 0.05% BSA & 0.05% azide. Also available WITHOUT BSA & azide at 1.0mg/ml.

Storage and Stability

Antibody with azide - store at 2 to 8°C. Antibody without azide - store at -20 to -80°C. Antibody is stable for 24 months. Non-hazardous. No MSDS required.

Research Areas

Articular Cartilage Extracellular Matrix, Cardiovascular, Cytokine Signaling, Immunology, Infectious Disease, Lung Cancer, Mesenchymal Stem Cell Differentiation, Signal Transduction

Limitations and Warranty

This antibody is available for research use only and is not approved for use in diagnosis. There are no warranties, expressed or implied, which extend beyond this description. Company is not liable for any personal injury or economic loss resulting from this product.