

## HER-2 / c-erbB-2 / neu / CD340 Antibody

Mouse Monoclonal Antibody [Clone ERBB2/3093]

Catalog No	Format	Size
2064-MSM23-P0	Purified Ab with BSA and Azide at 200ug/ml	20 ug
2064-MSM23-P1	Purified Ab with BSA and Azide at 200ug/ml	100 ug
2064-MSM23-P1ABX	Purified Ab WITHOUT BSA and Azide at 1.0mg/ml	100 ug

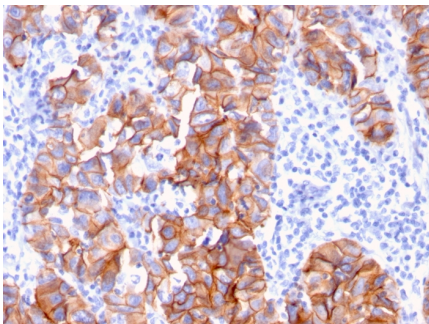
Applications	Tested Dillution	Note
Immunohistochemistry (IHC)	1-2ug/ml	30 min at RT. Staining of formalin-fixed tissues requires heating tissue sections in 10mM Tris with 1mM EDTA, pH 9.0, for 45 min at 95°C followed by cooling at RT for 20 minutes

### Product Details

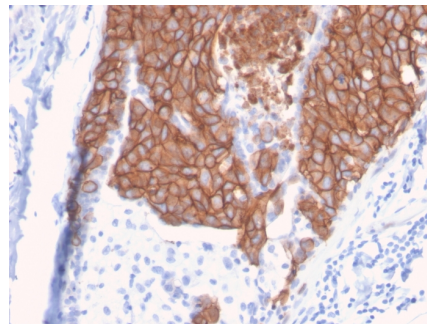
<b>Clone</b>	ERBB2/3093
<b>Gene Name</b>	ERBB2
<b>Immunogen</b>	Recombinant human HER-2 protein fragment (around aa 311-462) (exact sequence is proprietary)
<b>Host</b>	Mouse
<b>Clonality</b>	Monoclonal
<b>Isotype / Light Chain</b>	IgG2b / Kappa
<b>Mol. Weight of Antigen</b>	185kDa
<b>Cellular Localization</b>	Cell membrane, Cytoplasm, Early endosome, Nucleus, Perinuclear region
<b>Species Reactivity</b>	Human
<b>Positive Control</b>	SKBR-3 cells. Breast Cancers.

\*Optimal dilution for a specific application should be determined.

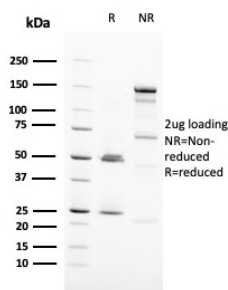
### Product Images for HER-2 / c-erbB-2 / neu / CD340 Antibody



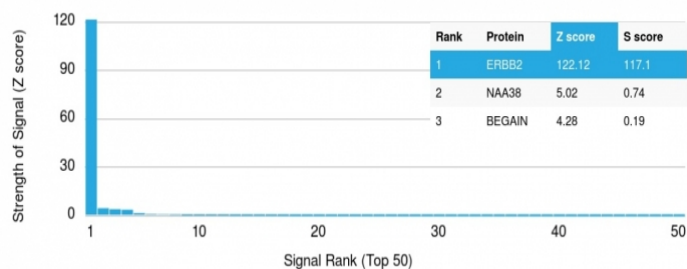
Formalin-fixed, paraffin-embedded human Breast Carcinoma stained with HER-2 Monospecific Mouse Monoclonal Antibody (ERBB2/3093).



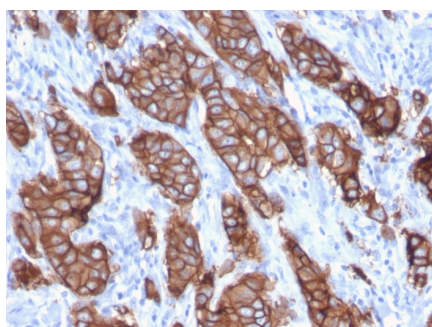
Formalin-fixed, paraffin-embedded human Breast Carcinoma stained with HER-2 Monospecific Mouse Monoclonal Antibody (ERBB2/3093).



SDS-PAGE Analysis Purified HER-2 Monoclonal Antibody (ERBB2/3093). Confirmation of Purity and Integrity of Antibody.



Analysis of Protein Array containing more than 19,000 full-length human proteins using HER-2 Mouse Monoclonal Antibody (ERBB2/3093). Z- and S- Score: The Z-score represents the strength of a signal that a monoclonal antibody (MAb) (in combination with a fluorescently-tagged anti-IgG secondary antibody) produces when binding to a particular protein on the HuProt™ array. Z-scores are described in units of standard deviations (SD's) above the mean value of all signals generated on that array. If targets on HuProt™ are arranged in descending order of the Z-score, the S-score is the difference (also in units of SD's) between the Z-score. S-score therefore represents the relative target specificity of a MAb to its intended target. A MAb is considered to specific to its intended target, if the MAb has an S-score of at least 2.5. For example, if a MAb binds to protein X with a Z-score of 43 and to protein Y with a Z-score of 14, then the S-score for the binding of that MAb to protein X is equal to 29.



Formalin-fixed, paraffin-embedded human Breast Carcinoma stained with HER-2 Monoclonal Antibody (ERBB2/3093).

### Specificity & Comments

Recognizes a protein of 185kDa, which is identified as c-erbB-2/HER-2/neu. Its epitope is localized in the extracellular domain. C-erbB-2/HER-2 is a member of the EGFR family. This MAb is specific and shows minimal cross-reaction with other members of the EGFR-family. Receptors of this family are located on the plasma membrane and consist of an extracellular ligand-binding domain that is connected to a large intracellular domain by a single transmembrane sequence. c-erbB-2/HER-2 protein is over-expressed in a variety of carcinomas especially those of breast and ovary.

### Supplied As

200ug/ml of Ab Purified from Bioreactor Concentrate by Protein A/G. Prepared in 10mM PBS with 0.05% BSA & 0.05% azide. Also available WITHOUT BSA & azide at 1.0mg/ml.

### Storage and Stability

Antibody with azide - store at 2 to 8°C. Antibody without azide - store at -20 to -80°C. Antibody is stable for 24 months. Non-hazardous. No MSDS required.

### Research Areas

AKT Signaling, Bladder Cancer, Breast Cancer, Cardiovascular, Developmental Biology, Infectious Disease, Signal Transduction, Transcription Factors

### Limitations and Warranty

This antibody is available for research use only and is not approved for use in diagnosis. There are no warranties, expressed or implied, which extend beyond this description. Company is not liable for any personal injury or economic loss resulting from this product.