

EGFR (Epidermal Growth Factor Receptor) Antibody

Mouse Monoclonal Antibody [Clone EGFR/4575]

Catalog No	Format	Size
1956-MSM25-P0	Purified Ab with BSA and Azide at 200ug/ml	20 ug
1956-MSM25-P1	Purified Ab with BSA and Azide at 200ug/ml	100 ug
1956-MSM25-P1ABX	Purified Ab WITHOUT BSA and Azide at 1.0mg/ml	100 ug

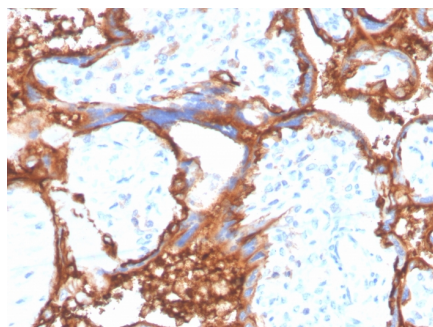
Applications	Tested Dillution	Note
Immunohistochemistry (IHC)	1-2ug/ml	30 min at RT. Staining of formalin-fixed tissues requires heating tissue sections in 10mM Tris with 1mM EDTA, pH 9.0, for 45 min at 95°C followed by cooling at RT for 20 minutes
Western Blot (WB)	2-4ug/ml	

Product Details

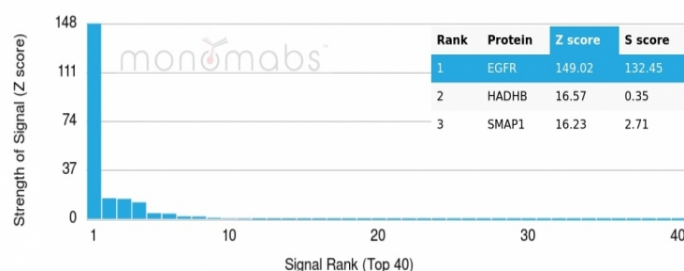
Clone	EGFR/4575
Gene Name	EGFR
Immunogen	Synthetic peptide between aa1163-1191 from the C-terminal region of human EGFR
Host	Mouse
Clonality	Monoclonal
Isotype / Light Chain	IgG1 / Kappa
Mol. Weight of Antigen	~170kDa (wild type) and ~145kDa (VIII variant)
Cellular Localization	Cell membrane, Endoplasmic reticulum membrane, Endosome, Endosome membrane, Golgi apparatus membrane, Nucleus, Nucleus membrane, Secreted
Species Reactivity	Human
Positive Control	A431 cells. Human Placenta, Breast, colon or bladder cancer (IHC).

*Optimal dilution for a specific application should be determined.

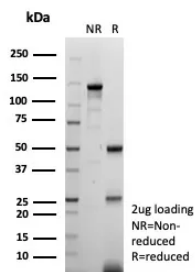
Product Images for EGFR (Epidermal Growth Factor Receptor) Antibody




Formalin-fixed, paraffin-embedded human placenta stained with EGFR Mouse Monoclonal Antibody (EGFR/4575).



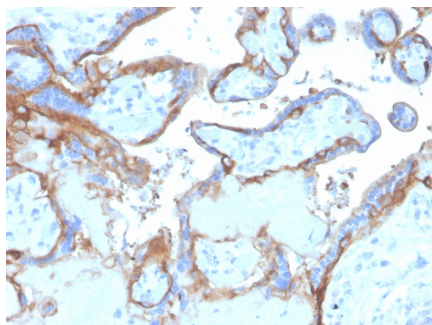
Analysis of Protein Array containing more than 19,000 full-length human proteins using EGFR-Monospecific Mouse Monoclonal Antibody (EGFR/4575) Z- and S- Score: The Z-score represents the strength of a signal that a monoclonal antibody (MAb) (in combination with a fluorescently-tagged anti-IgG secondary antibody) produces when binding to a particular protein on the HuProt™ array. Z-scores are described in units of standard deviations (SD's) above the mean value of all signals generated on that array. If targets on HuProt™ are arranged in descending order of the Z-score, the S-score is the difference (also in units of SD's) between the Z-score. S-score therefore represents the relative target specificity of a MAb to its intended target. A MAb is considered to specific to its intended target, if the MAb has an S-score of at least 2.5. For example, if a MAb binds to protein X with a Z-score of 43 and to protein Y with a Z-score of 14, then the S-score for the binding of that MAb to protein X is equal to 29.



SDS-PAGE Analysis Purified EGFR Mouse Monoclonal Antibody (EGFR/4575). Confirmation of Purity and Integrity of Antibody.



Western Blot Analysis of A431 cell lysate using EGFR Mouse Monoclonal Antibody (EGFR/4575).



Formalin-fixed, paraffin-embedded human placenta stained with EGFR Mouse Monoclonal Antibody (EGFR/4575).

Specificity & Comments

This MAb recognizes a protein of 170kDa, identified as EGFR. EGFR is type I receptor tyrosine kinase with sequence homology to erbB-1, -2, -3 -4 or HER-1, -2, -3 -4. It binds to Epidermal Growth Factor (EGF), Transforming Growth Factor- α (TGF- α), Heparin-binding EGF (HB-EGF), amphiregulin, betacellulin and epiregulin. EGFR is overexpressed in tumors of breast, brain, bladder, lung, gastric, head & neck, esophagus, cervix, vulva, ovary, and endometrium. It is predominantly present in squamous cell carcinomas.

Supplied As

200ug/ml of Ab purified from Bioreactor Concentrate by Protein A/G. Prepared in 10mM PBS with 0.05% BSA & 0.05% azide. Also available WITHOUT BSA & azide at 1mg/ml.

Storage and Stability

Antibody with azide - store at 2 to 8 °C. Antibody without azide - store at -20 to -80 °C. Antibody is stable for 24 months. Non-hazardous. No MSDS required.

Research Areas

AKT Signaling, Bladder Cancer, Breast Cancer, Cardiovascular, Colon Cancer, Developmental Biology, Infectious Disease, MAPK Signaling, Signal Transduction, Transcription Factors

Limitations and Warranty

This antibody is available for research use only and is not approved for use in diagnosis. There are no warranties, expressed or implied, which extend beyond this description. Company is not liable for any personal injury or economic loss resulting from this product.