

Recombinant Collagen IV Antibody

Rabbit Monoclonal Antibody [Clone COL4/4241R]

Catalog No	Format	Size
1282-RBM1-P0	Purified Ab with BSA and Azide at 200ug/ml	20 ug
1282-RBM1-P1	Purified Ab with BSA and Azide at 200ug/ml	100 ug
1282-RBM1-P1ABX	Purified Ab WITHOUT BSA and Azide at 1.0mg/ml	100 ug

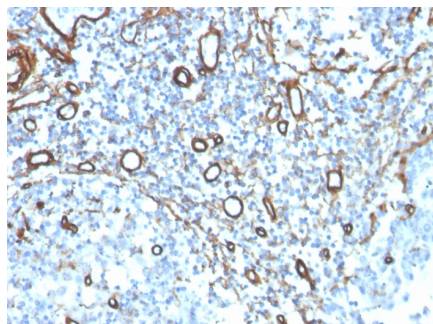
Applications	Tested Dillution	Note
Immunohistochemistry (IHC)	1-2ug/ml	30 min at RT. Staining of formalin-fixed tissues requires heating tissue sections in 10mM Tris with 1mM EDTA, pH 9.0, for 45 min at 95°C followed by cooling at RT for 20 minutes

Product Details

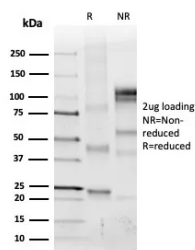
Clone	COL4/4241R
Gene Name	COL4A1
Immunogen	Purified human placental extract
Host	Rabbit
Clonality	Monoclonal
Isotype / Light Chain	IgG / Kappa
Mol. Weight of Antigen	161kDa
Cellular Localization	Basement membrane, Extracellular matrix, Extracellular space, Secreted
Species Reactivity	Human
Positive Control	Human placenta or tonsil.

**Optimal dilution for a specific application should be determined.*

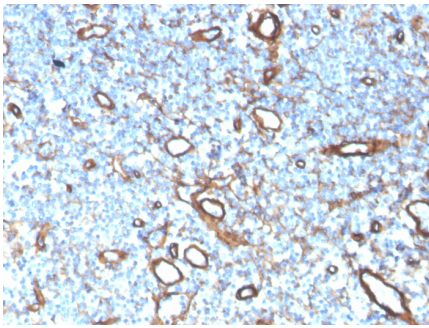
Product Images for Recombinant Collagen IV Antibody



Formalin-fixed, paraffin-embedded human tonsil stained with Collagen IV Recombinant Rabbit Monoclonal Antibody (COL4/4241R).



SDS-PAGE Analysis of Purified COL4A Recombinant Rabbit Monoclonal Antibody (COL4/4241R). Confirmation of Purity and Integrity of Antibody.



Formalin-fixed, paraffin-embedded human tonsil stained with Collagen IV Recombinant Rabbit Monoclonal Antibody (COL4/4241R).

Specificity & Comments

Collagen Type IV is a major component of the basement membrane and plays an important role in cell adhesion, migration, differentiation and growth. Collagen Type IV express at the basement membranes in a variety of tissues including kidney, muscle, lymph nodes, lung, tendon and spleen. Collagen Type IV has been shown to be useful in differentiating microinvasive from in situ ductal carcinomas of the breast. Other Collagen Type IV studies include use in pancreatic adenocarcinoma and chronic pancreatitis, nephrosclerosis and other kidney diseases, oral squamous cell carcinoma, laryngeal cancers, ovarian cancers and cervical cancers.

Limitations and Warranty

This antibody is available for research use only and is not approved for use in diagnosis. There are no warranties, expressed or implied, which extend beyond this description. Company is not liable for any personal injury or economic loss resulting from this product.

Supplied As

200ug/ml of Ab purified from Bioreactor Concentrate by Protein A/G. Prepared in 10mM PBS with 0.05% BSA & 0.05% azide. Also available WITHOUT BSA & azide at 1.0mg/ml.

Storage and Stability

Antibody with azide - store at 2 to 8°C. Antibody without azide - store at -20 to -80°C. Antibody is stable for 24 months. Non-hazardous. No MSDS required.

Research Areas

Lung Cancer, Signal Transduction
